



AUX. switch block , 2 NO + 2 NC cond. paths:1NC, 1 NC, 1 NO, 1 NO, for motor contactors and contactor relays, size S00 and S0, screw terminal

product brand name	SIRIUS
product category	Auxiliary switch
product designation	auxiliary switch
suitability for use	Contactor relay and power contactor
General technical data	
size of contactor	S00
insulation voltage with degree of pollution 3 at AC rated value	690 V
surge voltage resistance rated value	6 kV
protection class IP on the front	IP20
mechanical service life (operating cycles) typical	10 000 000
electrical endurance (operating cycles) at AC-15 at 230 V typical	200 000
Substance Prohibitance (Date)	05/01/2012
Net Weight	0.056 kg
number of NC contacts for auxiliary contacts	
• instantaneous contact	2
• lagging switching	0
number of NO contacts for auxiliary contacts	
• instantaneous contact	2
• leading contact	0
number of CO contacts of auxiliary contacts instantaneous contact	0
operational current at AC-15 at 690 V rated value	1 A
operational current of auxiliary contacts at AC-12	
• at 24 V	10 A
• at 230 V	10 A
operational current of auxiliary contacts at AC-14	
• at 125 V	6 A
• at 250 V	6 A
operational current of auxiliary contacts at AC-12 maximum	10 A
operational current of auxiliary contacts at AC-15	
• at 24 V	6 A
• at 230 V	6 A
• at 400 V	3 A
operational current of auxiliary contacts at DC-12	
• at 24 V	10 A
• at 110 V	3 A
• at 220 V	1 A
operational current with 2 current paths in series at DC-12	
• at 24 V rated value	10 A

<ul style="list-style-type: none"> • at 60 V rated value • at 110 V rated value • at 220 V rated value • at 440 V rated value • at 600 V rated value 	10 A 4 A 2 A 1.3 A 0.65 A
operational current with 3 current paths in series at DC-12 <ul style="list-style-type: none"> • at 24 V rated value • at 60 V rated value • at 110 V rated value • at 220 V rated value • at 440 V rated value • at 600 V rated value 	10 A 10 A 10 A 3.6 A 2.5 A 1.8 A
operational current with 2 current paths in series at DC-13 <ul style="list-style-type: none"> • at 24 V rated value • at 60 V rated value • at 110 V rated value • at 220 V rated value • at 440 V rated value • at 600 V rated value 	10 A 3.5 A 1.3 A 0.9 A 0.2 A 0.1 A
operational current with 3 current paths in series at DC-13 <ul style="list-style-type: none"> • at 24 V rated value • at 60 V rated value • at 110 V rated value • at 220 V rated value • at 440 V rated value • at 600 V rated value 	10 A 4.7 A 3 A 1.2 A 0.5 A 0.26 A
operational current of auxiliary contacts at DC-13 <ul style="list-style-type: none"> • at 24 V • at 48 V • at 60 V • at 110 V • at 125 V • at 220 V • at 250 V 	6 A 2 A 2 A 1 A 0.9 A 0.3 A 0.3 A
contact reliability of auxiliary contacts	1 faulty switching per 100 million (17 V, 1 mA)
Ambient conditions	
ambient temperature	
<ul style="list-style-type: none"> • during operation • during storage 	-25 ... +60 °C -55 ... +80 °C
Safety related data	
product function	
<ul style="list-style-type: none"> • mirror contact according to IEC 60947-4-1 • positively driven operation according to IEC 60947-5-1 	Yes Yes
Installation/ mounting/ dimensions	
fastening method	snap-on mounting
height	37.5 mm
width	36 mm
depth	43.7 mm
Connections/ Terminals	
type of electrical connection for auxiliary and control circuit	screw-type terminals
connectable conductor cross-section for auxiliary contacts	
<ul style="list-style-type: none"> • solid or stranded • finely stranded with core end processing 	0.5 ... 2.5 mm ² 0.5 ... 2.5 mm ²
type of connectable conductor cross-sections	
<ul style="list-style-type: none"> • for auxiliary contacts <ul style="list-style-type: none"> — solid or stranded — finely stranded with core end processing • for AWG cables for auxiliary contacts 	2x (0.5 ... 1.5 mm ²), 2x (0.75 ... 2.5 mm ²) 2x (0.5 ... 1.5 mm ²), 2x (0.75 ... 2.5 mm ²) 2x (20 ... 16), 2x (18 ... 14)
AWG number as coded connectable conductor cross	20 ... 14

section for auxiliary contacts

Approvals Certificates

General Product Approval

Maritime application



[Confirmation](#)



[CCS \(China Classification Society\)](#)

other

Environment



[Confirmation](#)

[Environmental Confirmations](#)

Further information

Information on the packaging

<https://support.industry.siemens.com/cs/ww/en/view/109813875>

Information for data generation and storage

<https://support.industry.siemens.com/cs/ww/en/view/109995012>

Information- and Downloadcenter (Catalogs, Brochures,...)

<https://www.siemens.com/ic10>

Industry Mall (Online ordering system)

<https://mall.industry.siemens.com/mall/en/en/Catalog/product?mlfb=3RH6911-1HA22>

Cax online generator

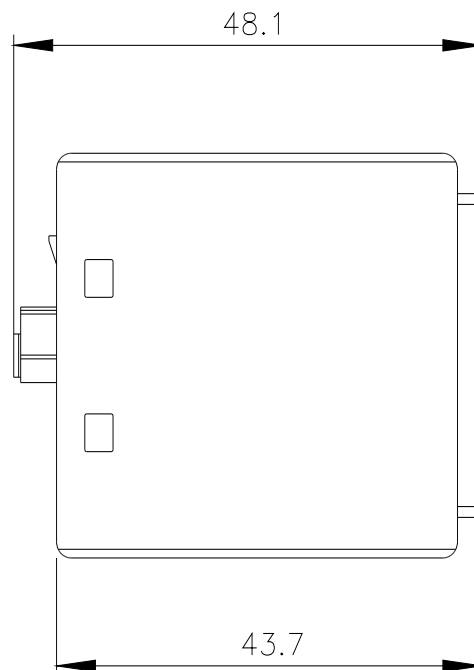
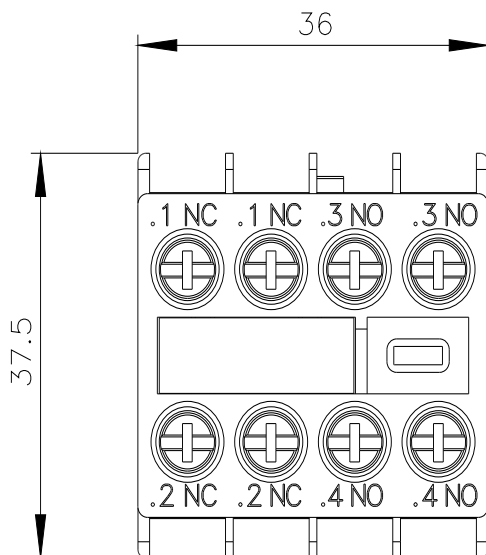
<https://support.automation.siemens.com/WW/CAXorder/default.aspx?lang=en&mlfb=3RH6911-1HA22>

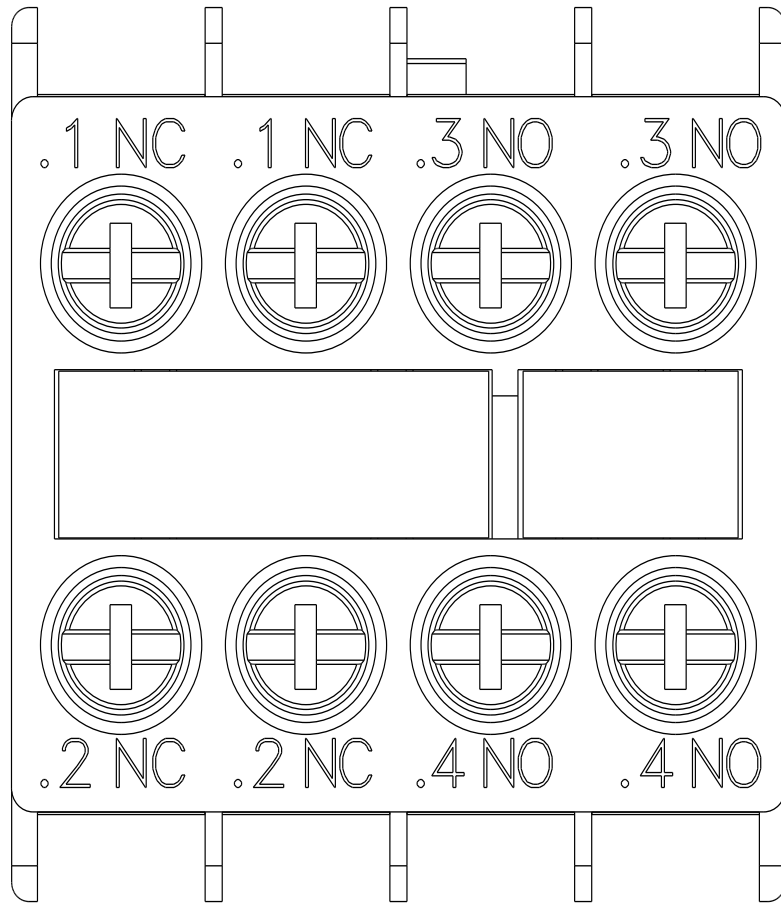
Service&Support (Manuals, Certificates, Characteristics, FAQs,...)

<https://support.industry.siemens.com/cs/ww/en/ps/3RH6911-1HA22>

Image database (product images, 2D dimension drawings, 3D models, device circuit diagrams, EPLAN macros, ...)

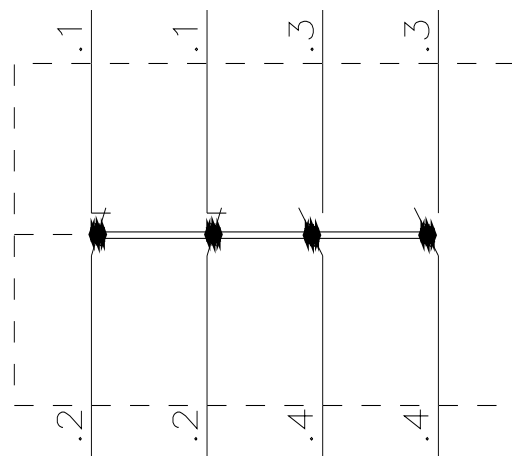
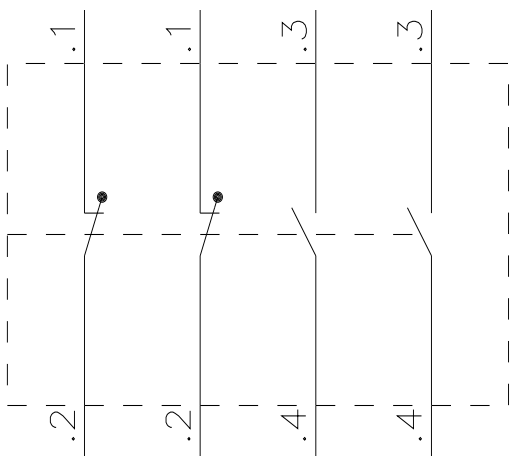
https://www.automation.siemens.com/bilddb/cax_de.aspx?mlfb=3RH6911-1HA22&lang=en





3RT6

3RH6



last modified:

4/3/2025

TURLL

YOUR GLOBAL AUTOMATION PARTNER

3RH6911-1HA22-AUX

OFFICIAL DATASHEET & QUOTATION

- 100% New & Original Factory Sealed
- Global Express Shipping (DHL/FedEx/UPS)
- 12-Month Warranty Protection
- Professional Technical Support

[CHECK STOCK & PRICE](#)



Need Assistance? Scan to Chat on WhatsApp

sales@turl.com | +852 6339 7344