



Overload relay 0.70...1.0 A Thermal For motor protection Size S00, Class 10  
 Contactor mounting Main circuit: Screw Auxiliary circuit: Screw Manual-Automatic-Reset

product brand name	SIRIUS
product designation	thermal overload relay
product type designation	3RU2
<b>General technical data</b>	
size of overload relay	S00
size of contactor can be combined company-specific	S00
power loss [W] for rated value of the current at AC in hot operating state	4.8 W
• per pole	1.6 W
insulation voltage with degree of pollution 3 at AC rated value	690 V
surge voltage resistance rated value	6 kV
maximum permissible voltage for protective separation	
• in networks with ungrounded star point between auxiliary and auxiliary circuit	440 V
• in networks with grounded star point between auxiliary and auxiliary circuit	440 V
• in networks with ungrounded star point between main and auxiliary circuit	440 V
• in networks with grounded star point between main and auxiliary circuit	440 V
shock resistance according to IEC 60068-2-27	8g / 11 ms
reference code according to IEC 81346-2	F
Substance Prohibitance (Date)	10/01/2009
SVHC substance name	Lead - 7439-92-1
Net Weight	0.154 kg
<b>Ambient conditions</b>	
installation altitude at height above sea level maximum	2 000 m
ambient temperature	
• during operation	-40 ... +70 °C
• during storage	-55 ... +80 °C
• during transport	-55 ... +80 °C
temperature compensation	-40 ... +60 °C
relative humidity during operation	10 ... 95 %
<b>Environmental footprint</b>	
Environmental Product Declaration (EPD)	Yes
global warming potential [CO2 eq] total	39.9 kg
global warming potential [CO2 eq] during manufacturing	0.921 kg
global warming potential [CO2 eq] during sales	0.039 kg
global warming potential [CO2 eq] during operation	39 kg
global warming potential [CO2 eq] after end of life	-0.015 kg

Main circuit	
number of poles for main current circuit	3
adjustable current response value current of the current-dependent overload release	0.7 ... 1 A
operating voltage	
• rated value	690 V
• at AC-3e rated value maximum	690 V
operating frequency rated value	50 ... 60 Hz
operational current rated value	1 A
operational current at AC-3e at 400 V rated value	1 A
operating power	
• at AC-3	
— at 400 V rated value	0.25 kW
— at 500 V rated value	0.37 kW
— at 690 V rated value	0.55 kW
• at AC-3e	
— at 400 V rated value	0.25 kW
— at 500 V rated value	0.37 kW
— at 690 V rated value	0.55 kW
Auxiliary circuit	
design of the auxiliary switch	integrated
number of NC contacts for auxiliary contacts	1
• note	for contactor disconnection
number of NO contacts for auxiliary contacts	1
• note	for message "Tripped"
number of CO contacts for auxiliary contacts	0
operational current of auxiliary contacts at AC-15	
• at 24 V	3 A
• at 110 V	3 A
• at 120 V	3 A
• at 125 V	3 A
• at 230 V	2 A
• at 400 V	1 A
• at 690 V	0.75 A
operational current of auxiliary contacts at DC-13	
• at 24 V	2 A
• at 60 V	0.3 A
• at 110 V	0.22 A
• at 125 V	0.22 A
• at 220 V	0.11 A
contact rating of auxiliary contacts according to UL	B600 / R300
Protective and monitoring functions	
trip class	CLASS 10
design of the overload release	thermal
UL/CSA ratings	
full-load current (FLA) for 3-phase AC motor	
• at 480 V rated value	1 A
• at 600 V rated value	1 A
Short-circuit protection	
design of the fuse link	
• for short-circuit protection of the auxiliary switch required	fuse gG: 6 A, quick: 10 A
Installation/ mounting/ dimensions	
mounting position	for mounting on contactors: with a vertical mounting plane +/-135° rotatable & +/- 22.5° tiltable, stand-alone installation: with a vertical mounting plane +/-135° rotatable and +/-45° tiltable; for more details see manual
fastening method	Contactor mounting
height	76 mm
width	45 mm
depth	70 mm

Connections/ Terminals	
product component removable terminal for auxiliary and control circuit	No
type of electrical connection <ul style="list-style-type: none"> <li>for main current circuit</li> <li>for auxiliary and control circuit</li> </ul>	screw-type terminals screw-type terminals
arrangement of electrical connectors for main current circuit	Top and bottom
type of connectable conductor cross-sections <ul style="list-style-type: none"> <li>for main contacts                             <ul style="list-style-type: none"> <li>solid or stranded</li> <li>finely stranded with core end processing</li> </ul> </li> <li>for AWG cables for main contacts</li> </ul>	2x (0,5 ... 1,5 mm <sup>2</sup> ), 2x (0,75 ... 2,5 mm <sup>2</sup> ), 2x 4 mm <sup>2</sup> 2x (0.5 ... 1.5 mm <sup>2</sup> ), 2x (0.75 ... 2.5 mm <sup>2</sup> ) 2x (20 ... 16), 2x (18 ... 14), 2x 12
type of connectable conductor cross-sections <ul style="list-style-type: none"> <li>for auxiliary contacts                             <ul style="list-style-type: none"> <li>solid or stranded</li> <li>finely stranded with core end processing</li> </ul> </li> <li>for AWG cables for auxiliary contacts</li> </ul>	2x (0.5 ... 1.5 mm <sup>2</sup> ), 2x (0.75 ... 2.5 mm <sup>2</sup> ) 2x (0.5 ... 1.5 mm <sup>2</sup> ), 2x (0.75 ... 2.5 mm <sup>2</sup> ) 2x (20 ... 16), 2x (18 ... 14)
tightening torque <ul style="list-style-type: none"> <li>for main contacts with screw-type terminals</li> <li>for auxiliary contacts with screw-type terminals</li> </ul>	0.8 ... 1.2 N·m 0.8 ... 1.2 N·m
design of screwdriver shaft	Diameter 5 ... 6 mm
size of the screwdriver tip	Pozidriv PZ 2
design of the thread of the connection screw <ul style="list-style-type: none"> <li>for main contacts</li> <li>of the auxiliary and control contacts</li> </ul>	M3 M3

Safety related data	
failure rate [FIT] with low demand rate according to SN 31920	50 FIT
MTTF with high demand rate	2 280 a
IEC 61508	
T1 value <ul style="list-style-type: none"> <li>for proof test interval or service life according to IEC 61508</li> </ul>	20 a

Electrical Safety	
protection class IP on the front according to IEC 60529	IP20
touch protection on the front according to IEC 60529	finger-safe, for vertical contact from the front

Display	
display version for switching status	Slide switch

Approvals Certificates	
General Product Approval	



For use in hazardous locations	Test Certificates	Maritime application
 IECEX	 ATEX	<a href="#">Type Test Certificates/Test Report</a>
	<a href="#">Special Test Certificate</a>	 ABS
		 BUREAU VERITAS

Maritime application	other
 DNV	<a href="#">Miscellaneous</a>
 LRS	
 PRS	
 RINA	
 RMRS	

other	Railway	Environment
-------	---------	-------------

[Confirmation](#)

[Special Test Certificate](#)



[Environmental Confirmations](#)

#### Further information

##### Information on the packaging

<https://support.industry.siemens.com/cs/ww/en/view/109813875>

##### Information for data generation and storage

<https://support.industry.siemens.com/cs/ww/en/view/109995012>

##### Information- and Downloadcenter (Catalogs, Brochures,...)

<https://www.siemens.com/ic10>

##### Industry Mall (Online ordering system)

<https://mall.industry.siemens.com/mall/en/en/Catalog/product?mlfb=3RU2116-0JB0>

##### Cax online generator

<https://support.automation.siemens.com/WW/CAXorder/default.aspx?lang=en&mlfb=3RU2116-0JB0>

##### Service&Support (Manuals, Certificates, Characteristics, FAQs,...)

<https://support.industry.siemens.com/cs/ww/en/ps/3RU2116-0JB0>

##### Image database (product images, 2D dimension drawings, 3D models, device circuit diagrams, EPLAN macros, ...)

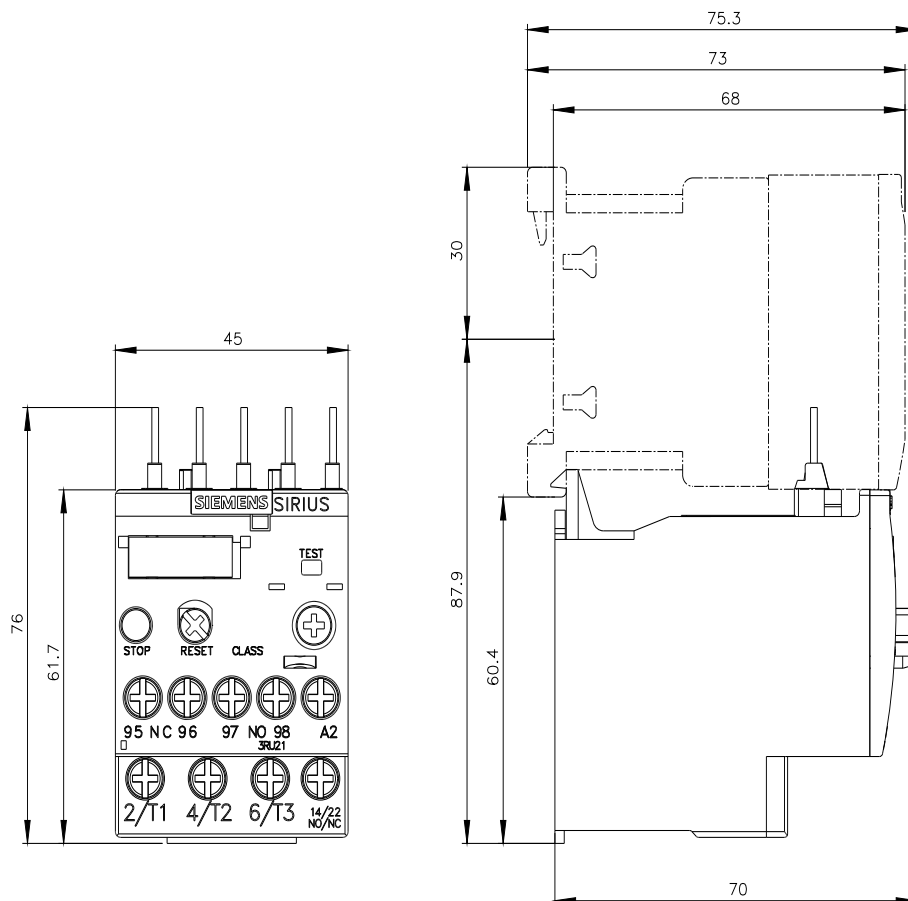
[https://www.automation.siemens.com/bilddb/cax\\_de.aspx?mlfb=3RU2116-0JB0&lang=en](https://www.automation.siemens.com/bilddb/cax_de.aspx?mlfb=3RU2116-0JB0&lang=en)

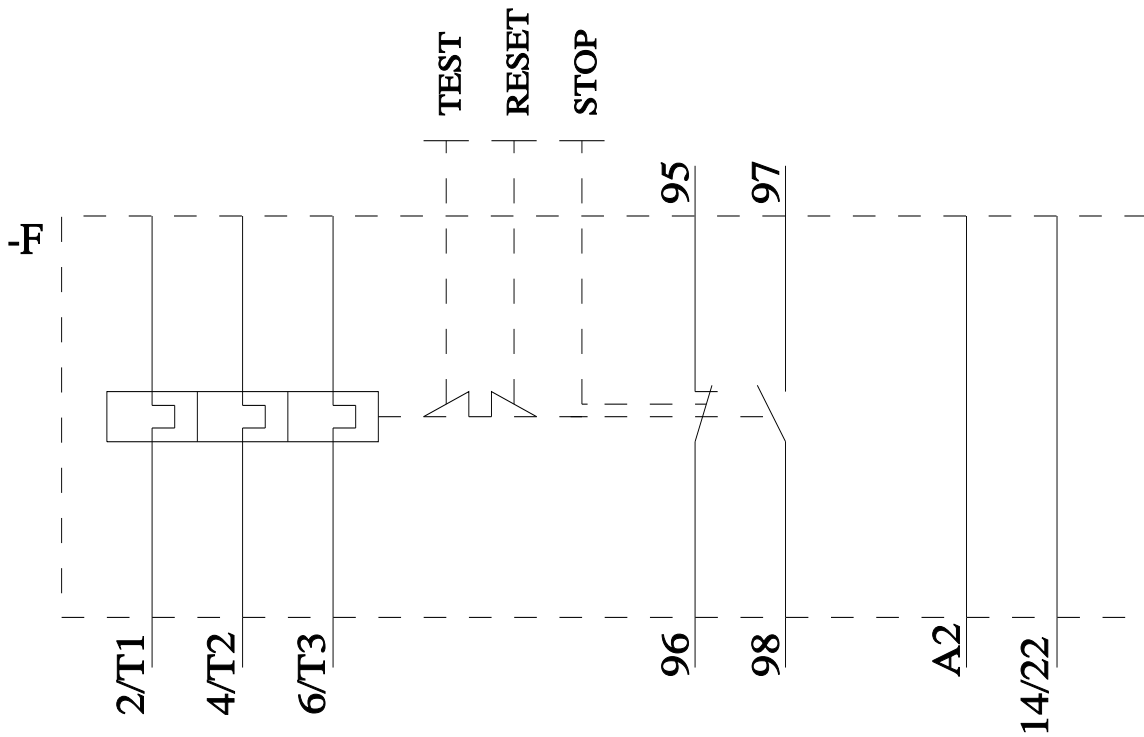
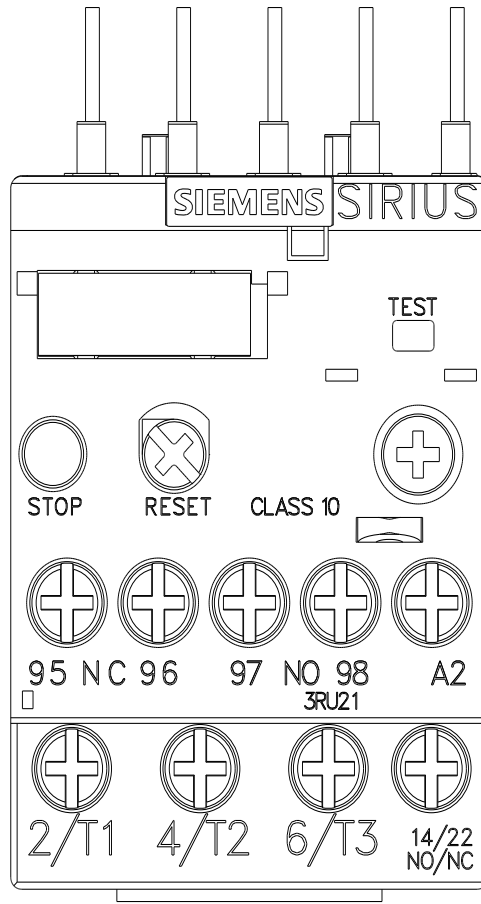
##### Characteristic: Tripping characteristics, I<sub>t</sub>, Let-through current

<https://support.industry.siemens.com/cs/ww/en/ps/3RU2116-0JB0/char>

##### Further characteristics (e.g. electrical endurance, switching frequency)

<https://www.automation.siemens.com/bilddb/index.aspx?view=Search&mlfb=3RU2116-0JB0&objecttype=14&gridview=view1>





last modified:

6/1/2025 ↻

# TURLL

YOUR GLOBAL AUTOMATION PARTNER

## 3RU2116-0JB0

OFFICIAL DATASHEET & QUOTATION

- 100% New & Original Factory Sealed
- Global Express Shipping (DHL/FedEx/UPS)
- 12-Month Warranty Protection
- Professional Technical Support

[CHECK STOCK & PRICE](#)



Need Assistance? Scan to Chat on WhatsApp

[sales@turl.com](mailto:sales@turl.com) | +852 6339 7344