



Miniature circuit breaker 230/400 V 10kA, 1-pole, C, 15 A, D=70 mm

Model	
product brand name	SENTRON
product designation	Miniature circuit breaker
General technical data	
number of poles	1
design of pole	1P
tripping characteristic class	C
mechanical service life (operating cycles) typical	10 000
overvoltage category	3
degree of pollution	3
Voltage	
type of voltage of the operating voltage	AC
insulation voltage (Ui)	
• with single-phase operation at AC rated value	440 V
• with multi-phase operation at AC rated value	440 V
supply voltage with single-phase operation at AC rated value	230 V
• operational current	
— at 40 °C rated value	14.28 A
— at 50 °C rated value	13.53 A
— at 55 °C rated value	13.12 A
— at 60 °C rated value	12.72 A
• operational current at AC rated value	15 A
Supply voltage	
supply voltage	
• at AC	400 V
• at DC rated value	60 V
value range of the supply voltage frequency	50/60 Hz
operating voltage at DC rated value maximum	72 V
Protection class	
protection class IP	IP20, with connected conductors
Breaking Capacity	
switching capacity current	
• at DC according to IEC 60947-2 rated value	15 kA
• according to EN 60898 rated value	10 kA
• according to IEC 60947-2 rated value	20 kA
energy limitation class	3
Dissipation	

power loss [W] for rated value of the current at AC in hot operating state per pole	1.5 W
<b>suitability for operation</b>	Infrastructure / Industry
<b>Product details</b>	
<b>product feature touch protection</b>	Yes
<b>product component</b>	
• combined terminal top	Yes
• combined terminal bottom	Yes
• neutral conductor switching	No
<b>product feature properties for main switches in accordance with EN 60204-1</b>	Yes
<b>product feature halogen-free</b>	Yes
<b>product feature sealable</b>	Yes
<b>product feature silicon-free</b>	Yes
<b>product extension installable supplementary devices</b>	Yes
<b>Product function</b>	
<b>set values setting current (Ii) for I-tripping</b>	7,5
<b>reference value setting current (Ii) for I-tripping</b>	x In
<b>Short circuit</b>	
<b>short-circuit current breaking capacity (Icn)</b>	
• at AC according to UL 1077 and CSA C22.2 No.235	5 kA
<b>Connections</b>	
<b>connectable conductor cross-section solid</b>	
• minimum	0.75 mm <sup>2</sup>
• maximum	35 mm <sup>2</sup>
<b>connectable conductor cross-section stranded</b>	
• minimum	0.75 mm <sup>2</sup>
• maximum	35 mm <sup>2</sup>
<b>connectable conductor cross-section finely stranded with core end processing</b>	
• minimum	0.75 mm <sup>2</sup>
• maximum	25 mm <sup>2</sup>
<b>AWG number as coded connectable conductor cross section</b>	
• minimum	18
• maximum	4
<b>tightening torque [lbf-in] with screw-type terminals</b>	
• minimum	22 lbf-in
• maximum	31 lbf-in
<b>tightening torque with screw-type terminals</b>	
• minimum	2.5 N·m
• maximum	3.5 N·m
<b>position of power supply cord</b>	Any
<b>Mechanical Design</b>	
<b>height</b>	90 mm
<b>width</b>	18 mm
<b>depth</b>	76 mm
<b>installation depth</b>	70 mm
<b>number of modular width units</b>	1
<b>fastening method</b>	DIN rail
<b>mounting position</b>	any
<b>Net Weight</b>	157 g
<b>Environmental conditions</b>	
<b>influence of the surrounding temperature</b>	max. 95% RH up to 55°C, max. 55% RH up to 70°C, max. 35% RH up to 75°C
<b>standard</b>	IEC / EN 60898-1, IEC / EN 60947-2 / UL1077
<b>vibration resistance according to IEC 60068-2-6</b>	±1mm at 5 to 25Hz; 50m/s <sup>2</sup> at 25 to 150Hz
<b>ambient temperature during operation</b>	
• minimum	-40 °C
• maximum	70 °C
<b>ambient temperature during storage</b>	

• minimum	-40 °C
• maximum	75 °C
number of test cycles for environmental testing according to IEC 60068-2-30	6

**Environmental footprint**

Environmental Product Declaration(EPD)	Yes
global warming potential [CO2 eq] total	13.3 kg
global warming potential [CO2 eq] during manufacturing	0.713 kg
global warming potential [CO2 eq] during operation	12.7 kg
global warming potential [CO2 eq] after end of life	-0.062 kg

**Approvals Certificates**

**General Product Approval**



[Confirmation](#)



**General Product Approval**      **EMV**      **Test Certificates**

[Miscellaneous](#)



[Special Test Certificate](#)

[Miscellaneous](#)

**Maritime application**      **other**



**other**      **Railway**      **Environment**

[Confirmation](#)

[Special Test Certificate](#)

[Confirmation](#)

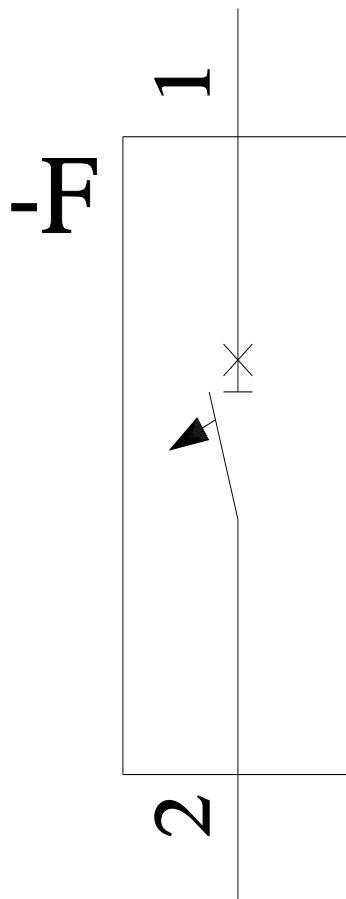
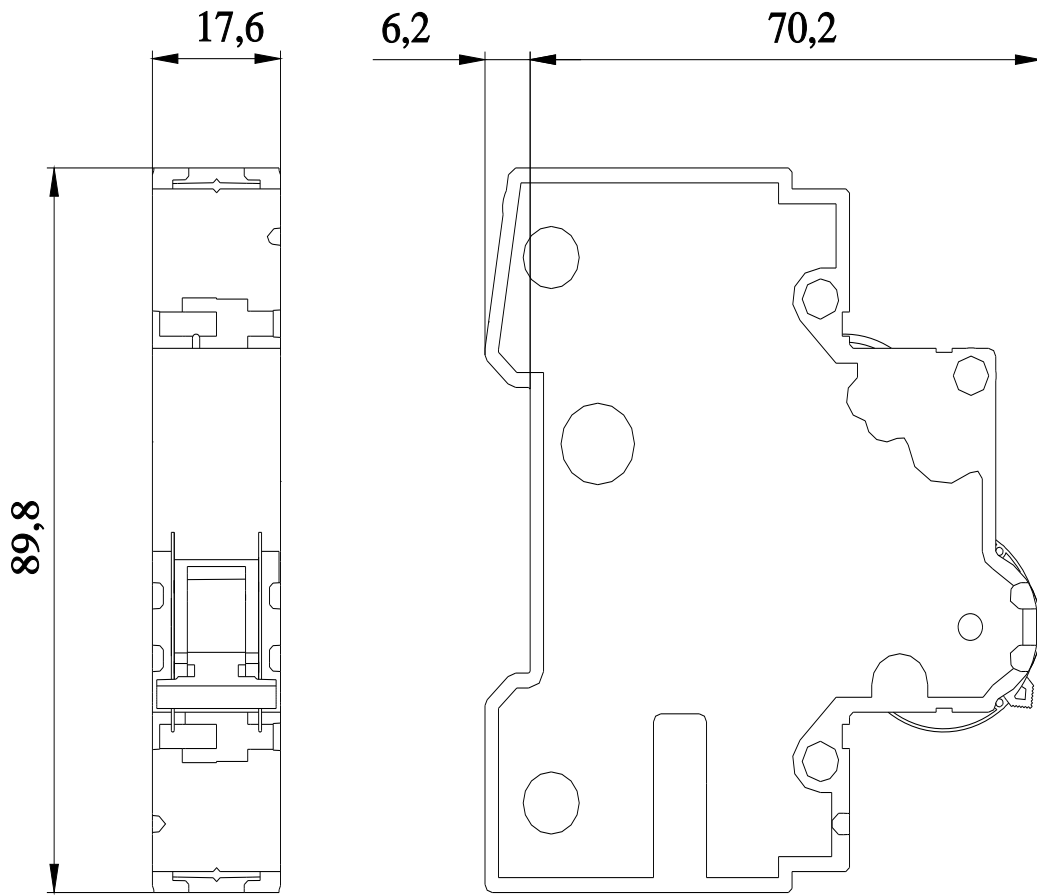


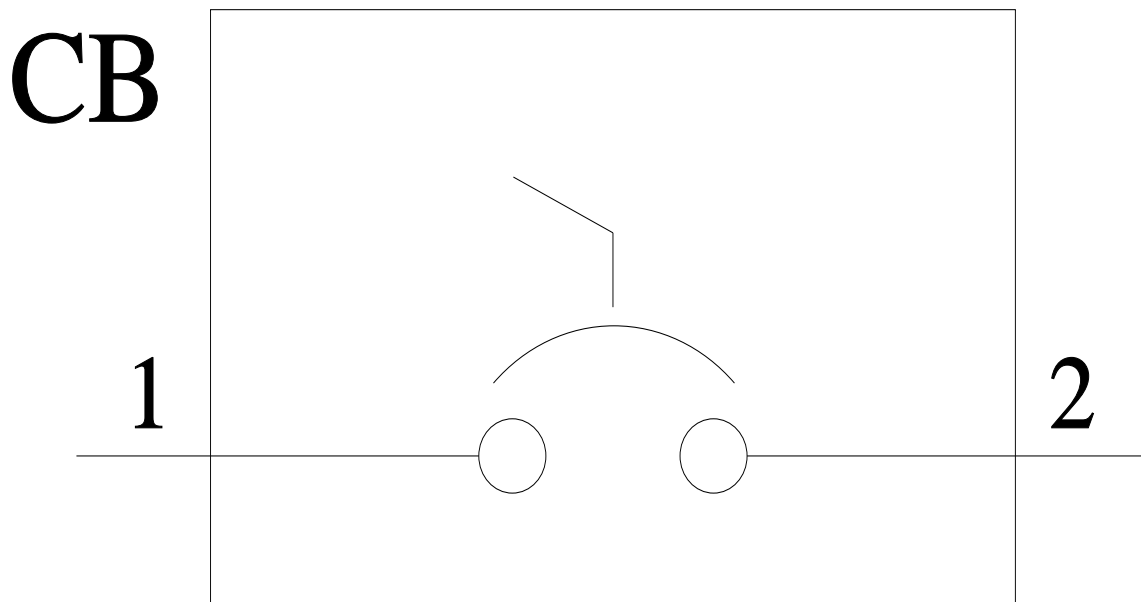
[Environmental Confirmations](#)

[Environmental Confirmations](#)

**Further information**

- Information on the packaging  
<https://support.industry.siemens.com/cs/ww/en/view/109813875>
- Information for data generation and storage  
<https://support.industry.siemens.com/cs/ww/en/view/109995012>
- Information- and Downloadcenter (Catalogs, Brochures,...)  
<https://www.siemens.com/lowvoltage/catalogs>
- Industry Mall (Online ordering system)  
<https://mall.industry.siemens.com/mall/en/en/Catalog/product?mlfb=5SY4118-7>
- Service&Support (Manuals, Certificates, Characteristics, FAQs,...)  
<https://support.industry.siemens.com/cs/ww/en/ps/5SY4118-7>
- Image database (product images, 2D dimension drawings, 3D models, device circuit diagrams, ...)  
[https://www.automation.siemens.com/bilddb/cax\\_en.aspx?mlfb=5SY4118-7](https://www.automation.siemens.com/bilddb/cax_en.aspx?mlfb=5SY4118-7)
- CAX-Online-Generator  
<https://www.siemens.com/cax>
- Tender specifications  
<https://www.siemens.com/specifications>
- Characteristic curves  
[https://curves.simaris.siemens.com/curves/<mmp\\_prod\\_noCOMP="HAUPT"></mmp\\_prod\\_no>](https://curves.simaris.siemens.com/curves/<mmp_prod_noCOMP=)





last modified:

11/1/2025 



# TURLL

YOUR GLOBAL AUTOMATION PARTNER

## 5SY4118-7

OFFICIAL DATASHEET & QUOTATION

- 100% New & Original Factory Sealed
- Global Express Shipping (DHL/FedEx/UPS)
- 12-Month Warranty Protection
- Professional Technical Support

[CHECK STOCK & PRICE](#)



Need Assistance? Scan to Chat on WhatsApp

[sales@turl.com](mailto:sales@turl.com) | +852 6339 7344