



Miniature circuit breaker 400 V 10kA, 2-pole, C, 25A, D=70 mm

Model	
product brand name	SENTRON
product designation	Miniature circuit breaker
General technical data	
number of poles	2
design of pole	2P
tripping characteristic class	C
mechanical service life (operating cycles) typical	10 000
overvoltage category	3
degree of pollution	3
Voltage	
type of voltage of the operating voltage	AC
insulation voltage (Ui)	
• with single-phase operation at AC rated value	440 V
• with multi-phase operation at AC rated value	440 V
supply voltage with single-phase operation at AC rated value	230 V
• operational current	
— at 40 °C rated value	23.8 A
— at 50 °C rated value	22.55 A
— at 55 °C rated value	21.88 A
— at 60 °C rated value	21.2 A
• operational current at AC rated value	25 A
Supply voltage	
supply voltage	
• at AC	400 V
• at DC rated value	60 V
value range of the supply voltage frequency	50/60 Hz
operating voltage at DC rated value maximum	72 V
Protection class	
protection class IP	IP20, with connected conductors
Breaking Capacity	
switching capacity current	
• at DC according to IEC 60947-2 rated value	15 kA
• according to EN 60898 rated value	10 kA
• according to IEC 60947-2 rated value	20 kA
energy limitation class	3
Dissipation	

power loss [W] for rated value of the current at AC in hot operating state per pole	2.2 W
suitability for operation	Infrastructure / Industry
Product details	
product feature touch protection	Yes
product component	
• combined terminal top	Yes
• combined terminal bottom	Yes
• neutral conductor switching	No
product feature properties for main switches in accordance with EN 60204-1	Yes
product feature halogen-free	Yes
product feature sealable	Yes
product feature silicon-free	Yes
product extension installable supplementary devices	Yes
Product function	
set values setting current (Ii) for I-tripping	8
reference value setting current (Ii) for I-tripping	x In
Short circuit	
short-circuit current breaking capacity (Icn)	
• at AC according to UL 1077 and CSA C22.2 No.235	5 kA
Connections	
connectable conductor cross-section solid	
• minimum	0.75 mm ²
• maximum	35 mm ²
connectable conductor cross-section stranded	
• minimum	0.75 mm ²
• maximum	35 mm ²
connectable conductor cross-section finely stranded with core end processing	
• minimum	0.75 mm ²
• maximum	25 mm ²
AWG number as coded connectable conductor cross section	
• minimum	18
• maximum	4
tightening torque [lbf-in] with screw-type terminals	
• minimum	22 lbf-in
• maximum	31 lbf-in
tightening torque with screw-type terminals	
• minimum	2.5 N·m
• maximum	3.5 N·m
position of power supply cord	Any
Mechanical Design	
height	90 mm
width	36 mm
depth	76 mm
installation depth	70 mm
number of modular width units	2
fastening method	DIN rail
mounting position	any
Net Weight	309 g
Environmental conditions	
influence of the surrounding temperature	max. 95% RH up to 55°C, max. 55% RH up to 70°C, max. 35% RH up to 75°C
standard	IEC / EN 60898-1, IEC / EN 60947-2 / UL1077
vibration resistance according to IEC 60068-2-6	±1mm at 5 to 25Hz; 50m/s ² at 25 to 150Hz
ambient temperature during operation	
• minimum	-40 °C
• maximum	70 °C
ambient temperature during storage	

• minimum	-40 °C
• maximum	75 °C
number of test cycles for environmental testing according to IEC 60068-2-30	6

Environmental footprint	
Environmental Product Declaration(EPD)	Yes
global warming potential [CO2 eq] total	16.8 kg
global warming potential [CO2 eq] during manufacturing	1.13 kg
global warming potential [CO2 eq] during operation	15.7 kg
global warming potential [CO2 eq] after end of life	-0.00046 kg

Approvals Certificates

General Product Approval



[Confirmation](#)



General Product Approval

EMV



[Miscellaneous](#)

[KC](#)



Test Certificates

Maritime application

[Special Test Certificate](#)

[Miscellaneous](#)



Maritime application

other

Railway

Environment



[Confirmation](#)

[Special Test Certificate](#)

[Confirmation](#)



Environment

[Environmental Confirmations](#)

[Environmental Confirmations](#)

Further information

Information on the packaging

<https://support.industry.siemens.com/cs/ww/en/view/109813875>

Information for data generation and storage

<https://support.industry.siemens.com/cs/ww/en/view/109995012>

Information- and Downloadcenter (Catalogs, Brochures,...)

<https://www.siemens.com/lowvoltage/catalogs>

Industry Mall (Online ordering system)

<https://mall.industry.siemens.com/mall/en/en/Catalog/product?mlfb=5SY4225-7>

Service&Support (Manuals, Certificates, Characteristics, FAQs,...)

<https://support.industry.siemens.com/cs/ww/en/ps/5SY4225-7>

Image database (product images, 2D dimension drawings, 3D models, device circuit diagrams, ...)

https://www.automation.siemens.com/bilddb/cax_en.aspx?mlfb=5SY4225-7

CAx-Online-Generator

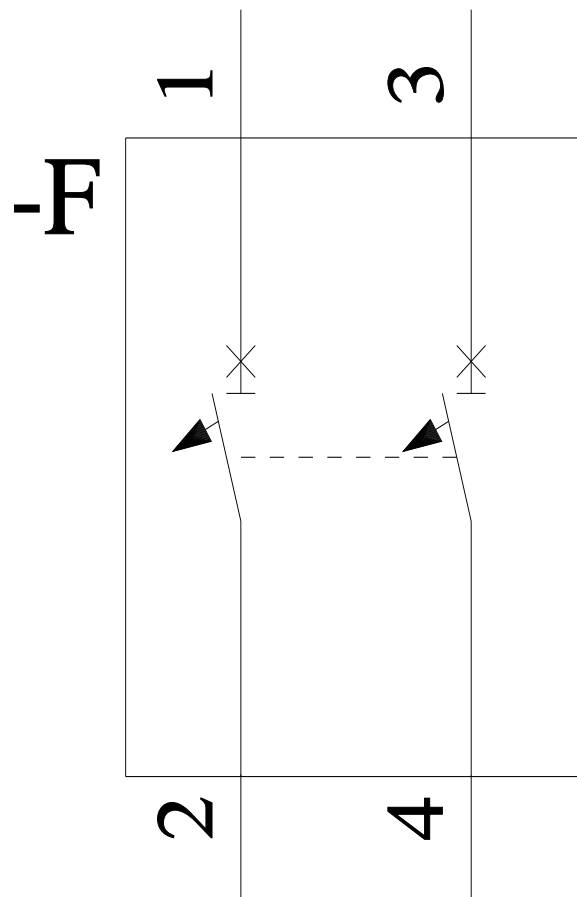
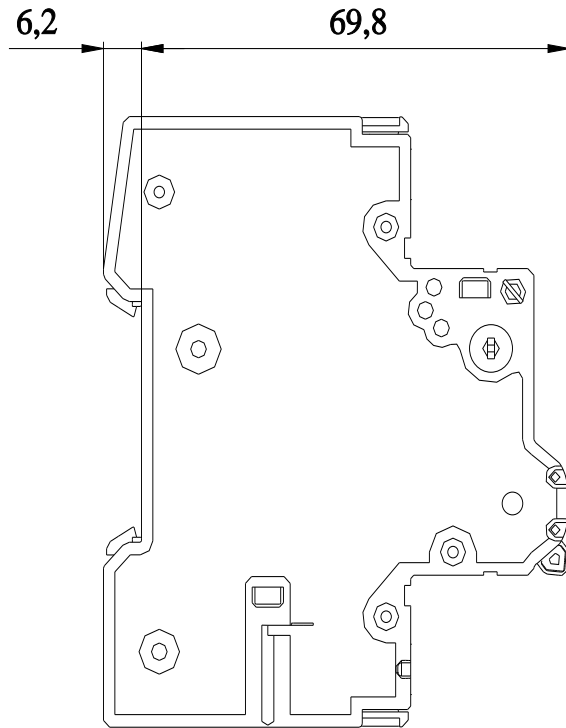
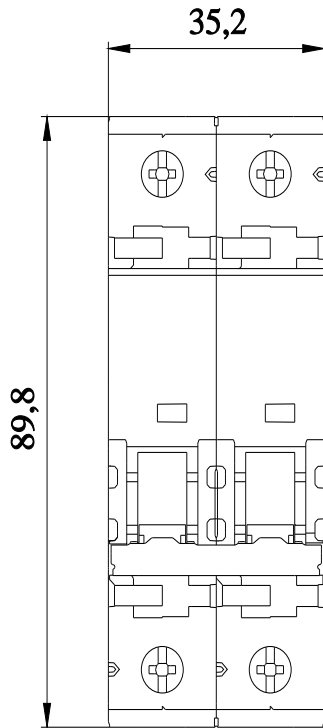
<https://www.siemens.com/cax>

Tender specifications

<https://www.siemens.com/specifications>

Characteristic curves

https://curves.simaris.siemens.com/curves/<mmp_prod_noCOMP='HAUPT'></mmp_prod_no>



CB



last modified:

8/6/2025 

TURLL

YOUR GLOBAL AUTOMATION PARTNER

5SY4225-7

OFFICIAL DATASHEET & QUOTATION

- 100% New & Original Factory Sealed
- Global Express Shipping (DHL/FedEx/UPS)
- 12-Month Warranty Protection
- Professional Technical Support

[CHECK STOCK & PRICE](#)



Need Assistance? Scan to Chat on WhatsApp

sales@turl.com | +852 6339 7344