



Miniature circuit breaker 230/400 V 6kA, 1-pole, C, 5 A

| Model | |
|--|---------------------------------|
| product brand name | SENTRON |
| product designation | Miniature circuit breaker |
| General technical data | |
| number of poles | 1 |
| design of pole | 1P |
| tripping characteristic class | C |
| mechanical service life (operating cycles) typical | 10 000 |
| overvoltage category | 3 |
| degree of pollution | 3 |
| Voltage | |
| type of voltage of the operating voltage | AC |
| insulation voltage (Ui) | |
| • with single-phase operation at AC rated value | 440 V |
| • with multi-phase operation at AC rated value | 440 V |
| supply voltage with single-phase operation at AC rated value | 230 V |
| • operational current | |
| — at 40 °C rated value | 4.69 A |
| — at 50 °C rated value | 4.37 A |
| — at 55 °C rated value | 4.2 A |
| • operational current at AC rated value | 5 A |
| Supply voltage | |
| supply voltage | |
| • at AC | 400 V |
| • at DC rated value | 60 V |
| value range of the supply voltage frequency | 50/60 Hz |
| operating voltage at DC rated value maximum | 72 V |
| Protection class | |
| protection class IP | IP20, with connected conductors |
| Breaking Capacity | |
| switching capacity current | |
| • at DC according to IEC 60947-2 rated value | 30 kA |
| • according to EN 60898 rated value | 6 kA |
| • according to IEC 60947-2 rated value | 30 kA |
| energy limitation class | 3 |
| Dissipation | |
| power loss [W] for rated value of the current at AC in hot | 2.2 W |

| | |
|---|--|
| operating state per pole | |
| suitability for operation | Infrastructure / Industry |
| Product details | |
| product feature touch protection | Yes |
| product component | |
| • combined terminal top | Yes |
| • combined terminal bottom | Yes |
| • neutral conductor switching | No |
| product feature properties for main switches in accordance with EN 60204-1 | Yes |
| product feature halogen-free | Yes |
| product feature sealable | Yes |
| product feature silicon-free | Yes |
| product extension installable supplementary devices | Yes |
| Product function | |
| set values setting current (Ii) for I-tripping | 6,5 |
| reference value setting current (Ii) for I-tripping | x In |
| Short circuit | |
| short-circuit current breaking capacity (Icn) | |
| • at AC according to UL 1077 and CSA C22.2 No.235 | 5 kA |
| Connections | |
| connectable conductor cross-section solid | |
| • minimum | 0.75 mm ² |
| • maximum | 35 mm ² |
| connectable conductor cross-section stranded | |
| • minimum | 0.75 mm ² |
| • maximum | 35 mm ² |
| connectable conductor cross-section finely stranded with core end processing | |
| • minimum | 0.75 mm ² |
| • maximum | 25 mm ² |
| AWG number as coded connectable conductor cross section | |
| • minimum | 18 |
| • maximum | 4 |
| tightening torque [lbf-in] with screw-type terminals | |
| • minimum | 22 lbf-in |
| • maximum | 31 lbf-in |
| tightening torque with screw-type terminals | |
| • minimum | 2.5 N·m |
| • maximum | 3.5 N·m |
| position of power supply cord | Any |
| Mechanical Design | |
| height | 90 mm |
| width | 18 mm |
| depth | 76 mm |
| installation depth | 70 mm |
| number of modular width units | 1 |
| fastening method | DIN rail |
| mounting position | any |
| Net Weight | 160 g |
| Environmental conditions | |
| influence of the surrounding temperature | max. 95% RH up to 55°C |
| standard | IEC / EN 60898-1, IEC / EN 60947-2 / UL1077 |
| vibration resistance according to IEC 60068-2-6 | ±1mm at 5 to 25Hz; 50m/s ² at 25 to 150Hz |
| ambient temperature during operation | |
| • minimum | -25 °C |
| • maximum | 55 °C |
| ambient temperature during storage | |

| | |
|---|--------|
| • minimum | -40 °C |
| • maximum | 75 °C |
| number of test cycles for environmental testing according to IEC 60068-2-30 | 6 |

Environmental footprint

| | |
|--|------------|
| Environmental Product Declaration(EPD) | Yes |
| global warming potential [CO2 eq] total | 8.5 kg |
| global warming potential [CO2 eq] during manufacturing | 0.683 kg |
| global warming potential [CO2 eq] during operation | 7.83 kg |
| global warming potential [CO2 eq] after end of life | -0.0048 kg |

Approvals Certificates

General Product Approval



[Confirmation](#)



General Product Approval **EMV** **Test Certificates** **Maritime application**

[Miscellaneous](#)



[Miscellaneous](#)



Maritime application **other** **Environment**



[Confirmation](#)



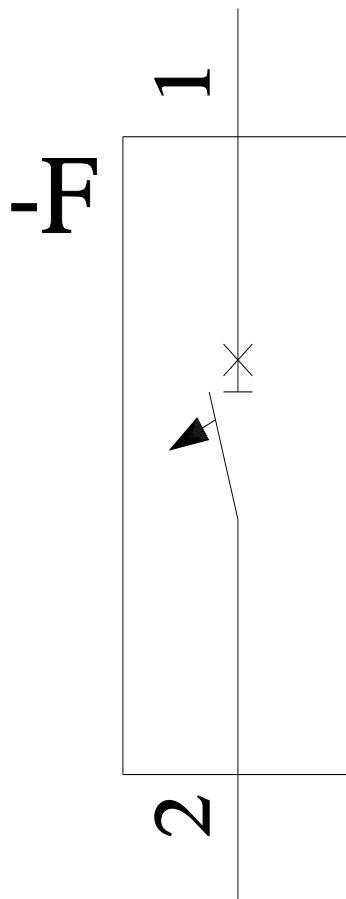
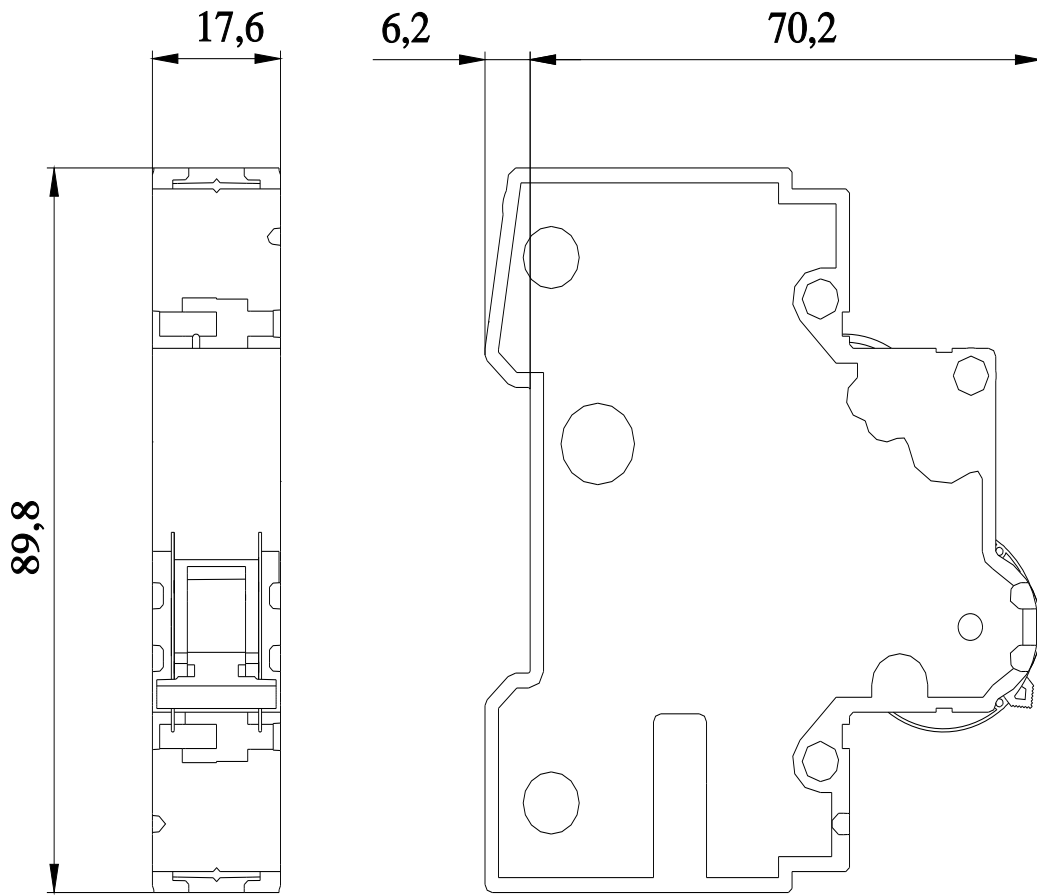
Environment

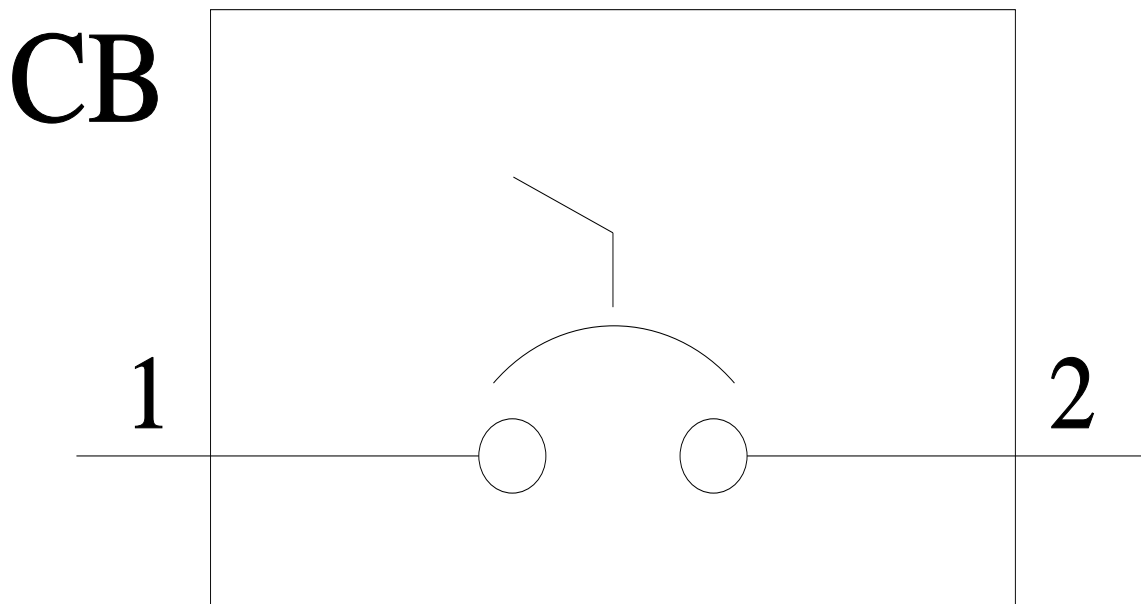
[Environmental Confirmations](#)

[Environmental Confirmations](#)

Further information

- Information on the packaging
<https://support.industry.siemens.com/cs/ww/en/view/109813875>
- Information for data generation and storage
<https://support.industry.siemens.com/cs/ww/en/view/109995012>
- Information- and Downloadcenter (Catalogs, Brochures,...)
<https://www.siemens.com/lowvoltage/catalogs>
- Industry Mall (Online ordering system)
<https://mall.industry.siemens.com/mall/en/en/Catalog/product?mlfb=5SY6111-7>
- Service&Support (Manuals, Certificates, Characteristics, FAQs,...)
<https://support.industry.siemens.com/cs/ww/en/ps/5SY6111-7>
- Image database (product images, 2D dimension drawings, 3D models, device circuit diagrams, ...)
https://www.automation.siemens.com/bilddb/cax_en.aspx?mlfb=5SY6111-7
- CAX-Online-Generator
<https://www.siemens.com/cax>
- Tender specifications
<https://www.siemens.com/specifications>
- Characteristic curves
[https://curves.simaris.siemens.com/curves/<mmp_prod_noCOMP="HAUPT"></mmp_prod_no>](https://curves.simaris.siemens.com/curves/<mmp_prod_noCOMP=)





last modified:

11/1/2025 

TURLL

YOUR GLOBAL AUTOMATION PARTNER

5SY6111-7

OFFICIAL DATASHEET & QUOTATION

- 100% New & Original Factory Sealed
- Global Express Shipping (DHL/FedEx/UPS)
- 12-Month Warranty Protection
- Professional Technical Support

[CHECK STOCK & PRICE](#)



Need Assistance? Scan to Chat on WhatsApp

sales@turl.com | +852 6339 7344