



SITOP PSU200M/1-2AC/24VDC/5A

SITOP PSU200M 5 A stabilized power supply input: 120/230-500 V AC output: 24 V DC/5 A

Technical Product Detail Page

<https://l.siemens.com/1P6EP1333-3BA10>

input	
type of the power supply network	1-phase and 2-phase AC
supply voltage at AC	Set by means of selector switch on the device; starting from $V_{in} > 90/180$ V
supply voltage 1 at AC	120 ... 230 V
supply voltage 2 at AC	230 ... 500 V
input voltage 1 at AC	85 ... 264 V
input voltage 2 at AC	176 ... 550 V
wide range input	Yes
overvoltage overload capability	1300 V _{peak} , 1.3 ms
buffering time for rated value of the output current in the event of power failure minimum	25 ms
operating condition of the mains buffering	at $V_{in} = 120/230$ V, typ. 150 ms at $V_{in} = 400$ V
line frequency	50/60 Hz
line frequency	47 ... 63 Hz
input current	
<ul style="list-style-type: none"> at rated input voltage 120 V at rated input voltage 230 V at rated input voltage 500 V 	2.2 A 1.2 A 0.61 A
current limitation of inrush current at 25 °C maximum	35 A
I ² t value maximum	1.7 A ² ·s
fuse protection type	T 3.15 A (not accessible)
fuse protection type in the feeder	Recommended miniature circuit breaker at 1-phase operation: from 6 A (10 A) characteristic C (B); required at 2-phase operation: circuit breaker 2-pole connected or circuit breaker 3RV2011-1EA10 (setting 3.8 A) or 3RV2711-1ED10 (UL 489) at 230 V; 3RV2011-1DA10 (setting 3 A) or 3RV2711-1DD10 (UL 489) at 400/500 V
output	
voltage curve at output	Controlled, isolated DC voltage
output voltage at DC rated value	24 V
output voltage	
<ul style="list-style-type: none"> at output 1 at DC rated value 	24 V
output voltage adjustable	Yes; via potentiometer
adjustable output voltage	24 ... 28.8 V
relative overall tolerance of the voltage	3 %
relative control precision of the output voltage	
<ul style="list-style-type: none"> on slow fluctuation of input voltage on slow fluctuation of ohm loading 	0.1 % 0.1 %
residual ripple	
<ul style="list-style-type: none"> maximum 	50 mV

voltage peak	
• maximum	200 mV
display version for normal operation	Green LED for 24 V OK
type of signal at output	relay contact (normally open, contact rating (SELV (ES1) must be observed): 30 V DC/0.1 A
behavior of the output voltage when switching on	Overshoot of V_{out} approx. 3 %
response delay maximum	1 s
voltage increase time of the output voltage	
• typical	50 ms
output current	
• rated value	5 A
• rated range	0 ... 5 A
supplied active power typical	120 W
short-term overload current	
• at short-circuit during operation typical	15 A
duration of overloading capability for excess current	
• at short-circuit during operation	25 ms
constant overload current	
• on short-circuiting during the start-up typical	6 A
bridging of equipment	Yes; switchable characteristic
number of parallel-switched equipment resources for increasing the power	2
efficiency	
efficiency in percent	88 %
power loss [W]	
• at rated output voltage for rated value of the output current typical	17 W
• during no-load operation maximum	4 W
closed-loop control	
relative control precision of the output voltage with rapid fluctuation of the input voltage by +/- 15% typical	0.1 %
relative control precision of the output voltage load step of resistive load 50/100/50 % typical	3 %
setting time	
• load step 50 to 100% typical	2 ms
• load step 100 to 50% typical	2 ms
setting time	
• maximum	5 ms
protection and monitoring	
design of the overvoltage protection	< 35 V
property of the output short-circuit proof	Yes
design of short-circuit protection	Alternatively, constant current characteristic approx. 5.5 A or latching shutdown
• typical	6 A
enduring short circuit current RMS value	
• typical	6 A
display version for overload and short circuit	LED yellow for "overload", LED red for "latching shutdown"
safety	
galvanic isolation between input and output	Yes
galvanic isolation	Safety extra-low output voltage U_{out} acc. to EN 60950-1 and EN 50178
operating resource protection class	Class I
leakage current	
• maximum	3.5 mA
• typical	0.25 mA
protection class IP	IP20
EMC	
standard	
• for emitted interference	EN 55022 Class B
• for mains harmonics limitation	EN 61000-3-2
• for interference immunity	EN 61000-6-2
standards, specifications, approvals	


certificate of suitability	
<ul style="list-style-type: none"> • CE marking • UL approval • UKCA marking • EAC approval • Regulatory Compliance Mark (RCM) • NEC Class 2 • SEMI F47 	<p>Yes</p> <p>Yes; cULus-Listed (UL 508, CSA C22.2 No. 107.1), File E197259</p> <p>Yes</p> <p>Yes</p> <p>Yes</p> <p>No</p> <p>Yes</p>
type of certification	
<ul style="list-style-type: none"> • BIS • CB-certificate 	<p>Yes; R-41183539, R-41188271</p> <p>Yes</p>
MTBF at 40 °C	1 123 973 h
standards, specifications, approvals hazardous environments	
certificate of suitability	
<ul style="list-style-type: none"> • IECEx • ATEX • ULhazloc approval • FM registration 	<p>No</p> <p>No</p> <p>No</p> <p>No</p>
standards, specifications, approvals marine classification	
shipbuilding approval	Yes
Marine classification association	
<ul style="list-style-type: none"> • American Bureau of Shipping Europe Ltd. (ABS) • French marine classification society (BV) • Det Norske Veritas (DNV) • Lloyds Register of Shipping (LRS) 	<p>Yes</p> <p>No</p> <p>Yes</p> <p>No</p>
standards, specifications, approvals Environmental Product Declaration	
Environmental Product Declaration	Yes
global warming potential [CO2 eq]	
<ul style="list-style-type: none"> • total • during manufacturing • during operation • after end of life 	<p>541.7 kg</p> <p>9.5 kg</p> <p>531.9 kg</p> <p>0.14 kg</p>
ambient conditions	
ambient temperature	
<ul style="list-style-type: none"> • during operation • during transport • during storage 	<p>-25 ... +70 °C; With natural convection; startup tested starting from -40 °C nominal voltage</p> <p>-40 ... +85 °C</p> <p>-40 ... +85 °C</p>
environmental category according to IEC 60721	Climate class 3K3, 5 ... 95% no condensation
connection method	
type of electrical connection	screw terminal
<ul style="list-style-type: none"> • at input • at output • for auxiliary contacts 	<p>L, N, PE: 1 screw terminal each for 0.2 ... 2.5 mm² single-core/finely stranded</p> <p>+, -: 2 screw terminals each for 0.2 ... 2.5 mm²</p> <p>13, 14 (alarm signal): 1 screw terminal each for 0.14 ... 1.5 mm²</p>
mechanical data	
width × height × depth of the enclosure	70 × 125 × 121 mm
installation width × mounting height	70 mm × 225 mm
required spacing	
<ul style="list-style-type: none"> • top • bottom • left • right 	<p>50 mm</p> <p>50 mm</p> <p>0 mm</p> <p>0 mm</p>
fastening method	Snaps onto DIN rail EN 60715 35x7.5/15
<ul style="list-style-type: none"> • DIN-rail mounting • S7 rail mounting • wall mounting 	<p>Yes</p> <p>No</p> <p>No</p>
housing can be lined up	Yes
net weight	0.6 kg
accessories	

electrical accessories	Buffer module
further information internet links	
internet link	
<ul style="list-style-type: none"> to website: Industry Mall to web page: selection aid TIA Selection Tool to web page: power supplies to website: CAx-Download-Manager to website: Industry Online Support 	https://mall.industry.siemens.com https://www.siemens.com/tstcloud https://siemens.com/sitop https://siemens.com/cax https://support.industry.siemens.com
identification link	Yes; acc. to IEC 61406-1:2022
additional information	
other information	Specifications at rated input voltage and ambient temperature +25 °C (unless otherwise specified)
security information	
security information	Siemens provides products and solutions with industrial cybersecurity functions that support the secure operation of plants, systems, machines and networks. In order to protect plants, systems, machines and networks against cyber threats, it is necessary to implement – and continuously maintain – a holistic, state-of-the-art industrial cybersecurity concept. Siemens' products and solutions constitute one element of such a concept. Customers are responsible for preventing unauthorized access to their plants, systems, machines and networks. Such systems, machines and components should only be connected to an enterprise network or the internet if and to the extent such a connection is necessary and only when appropriate security measures (e.g. firewalls and/or network segmentation) are in place. For additional information on industrial cybersecurity measures that may be implemented, please visit www.siemens.com/cybersecurity-industry . Siemens' products and solutions undergo continuous development to make them more secure. Siemens strongly recommends that product updates are applied as soon as they are available and that the latest product versions are used. Use of product versions that are no longer supported, and failure to apply the latest updates may increase customer's exposure to cyber threats. To stay informed about product updates, subscribe to the Siemens Industrial Cybersecurity RSS Feed under https://www.siemens.com/cert . (V4.7)

Classifications			
		Version	Classification
	eClass	14	27-04-07-01
	eClass	12	27-04-07-01
	eClass	9.1	27-04-07-01
	eClass	9	27-04-07-01
	eClass	8	27-04-90-02
	eClass	7.1	27-04-90-02
	eClass	6	27-04-90-02
	ETIM	10	EC002540
	ETIM	9	EC002540
	ETIM	8	EC002540
	ETIM	7	EC002540
	IDEA	4	4130
	UNSPSC	15	39-12-10-04

Approvals Certificates


General Product Approval




CB

[Manufacturer Declaration](#)

[Declaration of Conformity](#)




UK
CA




CE
EG-Konf.

[China RoHS](#)


General Product Approval **Maritime application**



UL




CB



RCM

[Miscellaneous](#)

[BIS CRS](#)



ABS

Maritime application	other	Environment
----------------------	-------	-------------



[Miscellaneous](#)



last modified:

12/12/2025 

TURLL

YOUR GLOBAL AUTOMATION PARTNER

6EP1333-3BA10

OFFICIAL DATASHEET & QUOTATION

- 100% New & Original Factory Sealed
- Global Express Shipping (DHL/FedEx/UPS)
- 12-Month Warranty Protection
- Professional Technical Support

[CHECK STOCK & PRICE](#)



Need Assistance? Scan to Chat on WhatsApp

sales@turl.com | +852 6339 7344