



SIMATIC ET 200SP, TM timer DIDQ 10x 24V time-controlled digital inputs and outputs 4 DI, 6DQ with time stamp Count, PWM, oversampling

General information	
Product type designation	TM Timer DIDQ 10x24V
HW functional status	From FS03
usable BaseUnits	BU type A0
Product function	
<ul style="list-style-type: none"> I&M data 	Yes; I&M 0
<ul style="list-style-type: none"> Isochronous mode 	Yes
Engineering with	
<ul style="list-style-type: none"> STEP 7 TIA Portal configurable/integrated from version 	V13 Update 3
<ul style="list-style-type: none"> STEP 7 configurable/integrated from version 	V5.5 SP3 / -
Supply voltage	
Rated value (DC)	24 V
Load voltage L+	
<ul style="list-style-type: none"> Rated value (DC) 	24 V
<ul style="list-style-type: none"> permissible range, lower limit (DC) 	19.2 V
<ul style="list-style-type: none"> permissible range, upper limit (DC) 	28.8 V
<ul style="list-style-type: none"> Reverse polarity protection 	Yes; against destruction
Input current	
Current consumption, max.	50 mA; without load
Encoder supply	
Number of outputs	1
24 V encoder supply	
<ul style="list-style-type: none"> 24 V 	Yes; L+ (-0.8 V)
<ul style="list-style-type: none"> Short-circuit protection 	Yes
<ul style="list-style-type: none"> Output current, max. 	500 mA; Observe derating
Power loss	
Power loss, typ.	1.5 W
Address area	
Address space per module	
<ul style="list-style-type: none"> Inputs 	26 byte
<ul style="list-style-type: none"> Outputs 	32 byte
Hardware configuration	
Automatic encoding	Yes
<ul style="list-style-type: none"> Mechanical coding element 	Yes
<ul style="list-style-type: none"> Type of mechanical coding element 	type B
Digital inputs	
Number of digital inputs	4
Digital inputs, parameterizable	Yes
Input characteristic curve in accordance with IEC 61131, type 3	Yes

Digital input functions, parameterizable	
• Digital input with time stamp	Yes
— Number, max.	4
• Counter	Yes
— Number, max.	3
• Counter for incremental encoder	Yes
— Number, max.	1
• Digital input with oversampling	Yes
— Number, max.	4
• HW enable for digital input	Yes
— Number, max.	1
• HW enable for digital output	Yes
— Number, max.	3
Input voltage	
• Type of input voltage	DC
• Rated value (DC)	24 V
• for signal "0"	-5 ... +5 V
• for signal "1"	+11 to +30V
• permissible voltage at input, min.	-30 V; -5 V continuous, -30 V brief reverse polarity protection
• permissible voltage at input, max.	30 V
Input current	
• for signal "1", typ.	2.5 mA
Input delay (for rated value of input voltage)	
• Minimum pulse width for program reactions	3 µs for parameterization "none"
for standard inputs	
— parameterizable	Yes; none / 0.05 / 0.1 / 0.4 / 0.8 ms
Cable length	
• shielded, max.	1 000 m; Depending on sensor, cable quality and rate of change
• unshielded, max.	600 m; Depending on sensor, cable quality and rate of change
Digital outputs	
Type of digital output	Transistor
Number of digital outputs	6
Current-sinking	Yes; With High Speed output
Current-sourcing	Yes
Digital outputs, parameterizable	Yes
Short-circuit protection	Yes; electronic/thermal
• Response threshold, typ.	1.7 A with Standard output, 0.5 A with High Speed output
Limitation of inductive shutdown voltage to	-0.8 V
Digital output functions, parameterizable	
• Digital output with time stamp	Yes
— Number, max.	6
• PWM output	Yes
— Number, max.	6
• Digital output with oversampling	Yes
— Number, max.	6
Switching capacity of the outputs	
• with resistive load, max.	0.5 A; 0.1 A with High Speed output
• on lamp load, max.	5 W; 1 W with High Speed output
Load resistance range	
• lower limit	48 Ω; 240 ohm with High Speed output
• upper limit	12 kΩ
Output voltage	
• Type of output voltage	DC
• for signal "0", max.	1 V; With High Speed output
• for signal "1", min.	23.2 V; L+ (-0.8 V)
Output current	
• for signal "1" rated value	0.5 A; 0.1 A with High Speed output, observe derating
• for signal "1" permissible range, max.	0.6 A; 0.12 A with High Speed output, observe derating
• for signal "1" minimum load current	2 mA




• for signal "0" residual current, max.	0.5 mA
Output delay with resistive load	
• "0" to "1", max.	1 µs; With High Speed output, 5 µs with Standard output
• "1" to "0", max.	1 µs; With High Speed output, 6 µs with Standard output
Switching frequency	
• with resistive load, max.	10 kHz
• on lamp load, max.	10 Hz
Total current of the outputs	
• Current per module, max.	3.5 A; Observe derating
Cable length	
• shielded, max.	1 000 m; depending on load and cable quality
• unshielded, max.	600 m; depending on load and cable quality
Encoder	
Connectable encoders	
• Incremental encoder (asymmetrical)	Yes
• 24 V initiator	Yes
• 2-wire sensor	Yes
— permissible quiescent current (2-wire sensor), max.	1.5 mA
Encoder signals, incremental encoder (asymmetrical)	
• Input voltage	24 V
• Input frequency, max.	50 kHz
• Counting frequency, max.	200 kHz; with quadruple evaluation
• Cable length, shielded, max.	600 m; Depending on input frequency, encoder and cable quality; max. 200 m at 50 kHz
• Incremental encoder with A/B tracks, 90° phase offset	Yes
• pulse encoder	Yes
Interface types	
• Input characteristic curve in accordance with IEC 61131, type 3	Yes
Interfaces	
Number of RS 485 interfaces	0
Isochronous mode	
Bus cycle time (TDP), min.	375 µs
Jitter, max.	1 µs
Interrupts/diagnostics/status information	
Diagnostics function	Yes
Substitute values connectable	Yes
Alarms	
• Diagnostic alarm	Yes
Diagnoses	
• Monitoring the supply voltage	Yes
• Short-circuit	Yes
Diagnostics indication LED	
• Monitoring of the supply voltage (PWR-LED)	Yes; green PWR LED
• Channel status display	Yes
• for module diagnostics	Yes; green/red DIAG LED
Integrated Functions	
Counter	
• Number of counters	3
• Counting frequency, max.	200 kHz; with quadruple evaluation
Counting functions	
• Continuous counting	Yes
Potential separation	
Potential separation channels	
• between the channels and backplane bus	Yes
Isolation	
Isolation tested with	707 V DC (type test)
Standards, approvals, certificates	
Suitable for safety functions	No

Ambient conditions	
Ambient temperature during operation	
• horizontal installation, min.	-30 °C
• horizontal installation, max.	60 °C; Observe derating
• vertical installation, min.	-30 °C
• vertical installation, max.	50 °C; Observe derating
Altitude during operation relating to sea level	
• Installation altitude above sea level, max.	5 000 m; restrictions for installation altitudes > 2 000 m, see ET 200SP system manual
Absolute humidity	
• dew point, min.	-60 °C
Decentralized operation	
to SIMATIC S7-1500	Yes
Dimensions	
Width	15 mm
Height	73 mm
Depth	58 mm
Weights	
Weight, approx.	45 g


Classifications			
		Version	Classification
	eClass	14	27-24-26-05
	eClass	12	27-24-26-05
	eClass	9.1	27-24-26-05
	eClass	9	27-24-26-05
	eClass	8	27-24-26-05
	eClass	7.1	27-24-26-05
	eClass	6	27-24-26-05
	ETIM	10	EC001601
	ETIM	9	EC001601
	ETIM	8	EC001601
	ETIM	7	EC001601
	IDEA	4	3567
	UNSPSC	15	32-15-17-05

Approvals / Certificates

General Product Approval



[Miscellaneous](#)
[Manufacturer Declaration](#)
[China RoHS](#)


General Product Approval For use in hazardous locations



[CCC-Ex](#)
[FM](#)



For use in hazardous locations Maritime application

[Miscellaneous](#)
[Type Examination Certificate](#)





Maritime application


[NK / Nippon Kaiji Ky-
okai](#)



[CCS \(China Classifica-
tion Society\)](#)



last modified:

12/12/2025 

TURLL

YOUR GLOBAL AUTOMATION PARTNER

6ES7138-6CG00-0BA0

OFFICIAL DATASHEET & QUOTATION

- 100% New & Original Factory Sealed
- Global Express Shipping (DHL/FedEx/UPS)
- 12-Month Warranty Protection
- Professional Technical Support

[CHECK STOCK & PRICE](#)



Need Assistance? Scan to Chat on WhatsApp

sales@turl.com | +852 6339 7344