

Data sheet

6ES7193-6TP00-0TP2















SIMATIC ET 200SP, Potential distributor module, PotDis terminal block, PotDis-TB-P2-B, 18 terminals to potential P2, Push-In terminals Packaging Unit: 1 Piece,

General information	
Product type designation	PotDis-TB-P2-B
HW functional status	FS10 and higher
Color code for module-specific color-coded label	CC13
Supply voltage	
Rated value (DC)	
<ul style="list-style-type: none"> For P1 and P2 bus for process terminals 	48 V; max. 48 V; max.
external protection for power supply lines	Yes; 10 A miniature circuit breaker with type B or C tripping characteristic for the respective rated supply voltage
Current carrying capacity	
up to 60 °C, max.	10 A
For P1 and P2 bus, max.	10 A
For process terminals, max.	10 A
Potential separation	
between process terminals and supply voltage	No
Standards, approvals, certificates	
Ecological footprint	
<ul style="list-style-type: none"> environmental product declaration 	Yes
Global warming potential	
— global warming potential, (total) [CO2 eq]	0.873 kg
— global warming potential, (during production) [CO2 eq]	0.866 kg
— global warming potential, (during operation) [CO2 eq]	0 kg
— global warming potential, (after end of life cycle) [CO2 eq]	-0.0011 kg
Ambient conditions	
Ambient temperature during operation	
<ul style="list-style-type: none"> horizontal installation, min. horizontal installation, max. vertical installation, min. vertical installation, max. 	-30 °C 60 °C -30 °C 50 °C
Altitude during operation relating to sea level	
<ul style="list-style-type: none"> Installation altitude above sea level, max. 	5 000 m; Restrictions for installation altitudes > 2 000 m, see manual
Absolute humidity	
<ul style="list-style-type: none"> dew point, min. 	-60 °C; suitable for dry room applications
Accessories	
Color coding labels	
<ul style="list-style-type: none"> for process terminals 	CC10, CC13

Connection method	
Terminals	
<ul style="list-style-type: none"> Terminal type Conductor cross-section, min. Conductor cross-section, max. Number of process terminals to I/O module Number of terminals to AUX bus Number of add-on terminals Number of terminals with connection to P1 and P2 bus 	Push-in terminal 0.14 mm ² ; 0.2 mm ² without wire end ferrule 2.5 mm ² ; 1.5 mm ² with wire end ferrule 16 0 0 2
Dimensions	
Width	15 mm
Height	74 mm
Depth	34 mm
Weights	
Weight, approx.	24 g
Classifications	

	Version	Classification
eClass	14	27-24-26-03
eClass	12	27-24-26-03
eClass	9.1	27-24-26-03
eClass	9	27-24-26-03
eClass	8	27-24-26-03
eClass	7.1	27-24-26-03
eClass	6	27-24-26-03
ETIM	10	EC001598
ETIM	9	EC001598
ETIM	8	EC001598
ETIM	7	EC001598
IDEA	4	3560
UNSPSC	15	32-15-17-04

Approvals / Certificates

General Product Approval					
		Manufacturer Declaration			
General Product Approval		For use in hazardous locations			
			FM	CCC-Ex	
For use in hazardous locations			Maritime application		
Type Examination Certificate		Miscellaneous	CCC-Ex		
Maritime application					



[NK / Nippon Kaiji Kyokai](#)



[CCS \(China Classification Society\)](#)

Maritime application

Environment

[KR \(Korean Register of Shipping\)](#)



last modified:

2/1/2026

TURLL

YOUR GLOBAL AUTOMATION PARTNER

6ES7193-6TP00-0TP2

OFFICIAL DATASHEET & QUOTATION

- 100% New & Original Factory Sealed
- Global Express Shipping (DHL/FedEx/UPS)
- 12-Month Warranty Protection
- Professional Technical Support

[CHECK STOCK & PRICE](#)



Need Assistance? Scan to Chat on WhatsApp

sales@turl.com | +852 6339 7344