



SIMATIC PS307/1AC/24VDC/10A

SIMATIC S7-300 Regulated power supply PS307 input: 120/230 V AC, output: 24 V / 10 A DC

Technical Product Detail Page

<https://i.siemens.com/1P6ES7307-1KA02-0AA0>

input	
type of the power supply network	1-phase AC
supply voltage at AC	Automatic range selection
supply voltage	120 V/230 V
input voltage 1 at AC	85 ... 132 V
input voltage 2 at AC	170 ... 264 V
wide range input	No
overvoltage overload capability	2.3 × Vin rated, 1.3 ms
buffering time for rated value of the output current in the event of power failure minimum	20 ms
operating condition of the mains buffering	at Vin = 93/187 V
line frequency	50/60 Hz
line frequency	47 ... 63 Hz
input current	
• at rated input voltage 120 V	4.2 A
• at rated input voltage 230 V	1.9 A
current limitation of inrush current at 25 °C maximum	55 A
duration of inrush current limiting at 25 °C	
• maximum	3 ms
I ² t value maximum	3.3 A ² ·s
fuse protection type	T 6.3 A/250 V (not accessible)
fuse protection type in the feeder	Recommended miniature circuit breaker: from 10 A characteristic C
output	
voltage curve at output	Controlled, isolated DC voltage
output voltage at DC rated value	24 V
output voltage	
• at output 1 at DC rated value	24 V
output voltage adjustable	No; -
relative overall tolerance of the voltage	3 %
relative control precision of the output voltage	
• on slow fluctuation of input voltage	0.1 %
• on slow fluctuation of ohm loading	0.5 %
residual ripple	
• maximum	50 mV
• typical	15 mV
voltage peak	
• maximum	150 mV
• typical	60 mV

display version for normal operation	Green LED for 24 V OK
behavior of the output voltage when switching on	No overshoot of Vout (soft start)
response delay maximum	2 s
voltage increase time of the output voltage <ul style="list-style-type: none"> • typical 	10 ms
output current <ul style="list-style-type: none"> • rated value • rated range 	10 A 0 ... 10 A
supplied active power typical	240 W
short-term overload current <ul style="list-style-type: none"> • on short-circuiting during the start-up typical • at short-circuit during operation typical 	38 A 38 A
duration of overloading capability for excess current <ul style="list-style-type: none"> • on short-circuiting during the start-up • at short-circuit during operation 	80 ms 80 ms
bridging of equipment	Yes
efficiency	
efficiency in percent	90 %
power loss [W] <ul style="list-style-type: none"> • at rated output voltage for rated value of the output current typical 	27 W
closed-loop control	
relative control precision of the output voltage with rapid fluctuation of the input voltage by +/- 15% typical	0.1 %
relative control precision of the output voltage load step of resistive load 50/100/50 % typical	2 %
setting time <ul style="list-style-type: none"> • maximum 	0.1 ms
protection and monitoring	
design of the overvoltage protection	Additional control loop, shutdown at < 28.8 V, automatic restart
property of the output short-circuit proof	Yes
design of short-circuit protection	Electronic shutdown, automatic restart
response value current limitation	11 ... 12 A
enduring short circuit current RMS value <ul style="list-style-type: none"> • maximum 	12 A
safety	
galvanic isolation between input and output	Yes
galvanic isolation	Safety extra-low output voltage Uout acc. to EN 60950-1 and EN 50178
operating resource protection class	Class I
leakage current <ul style="list-style-type: none"> • maximum • typical 	3.5 mA 0.6 mA
protection class IP	IP20
EMC	
standard <ul style="list-style-type: none"> • for emitted interference • for mains harmonics limitation • for interference immunity 	EN 55022 Class B EN 61000-3-2 EN 61000-6-2
standards, specifications, approvals	
certificate of suitability <ul style="list-style-type: none"> • CE marking • UL approval • UKCA marking • EAC approval • NEC Class 2 	Yes Yes; cULus-Listed (UL 508, CSA C22.2 No. 142), File E143289 Yes Yes No
type of certification <ul style="list-style-type: none"> • BIS • CB-certificate 	Yes; R-41183539 Yes
MTBF at 40 °C	1 504 280 h

standards, specifications, approvals hazardous environments	
certificate of suitability	
<ul style="list-style-type: none"> • IECEx • ATEX • ULhazloc approval • UKEX • CCC for hazardous zone according to GB standard • FM registration 	<p>Yes; IECEx Ex nA nC IIC T3 Gc</p> <p>Yes; ATEX (EX) II 3G Ex nA nC IIC T3 Gc</p> <p>Yes</p> <p>Yes</p> <p>Yes</p> <p>Yes; Class I, Div. 2, Group ABCD, T4</p>
standards, specifications, approvals marine classification	
shipbuilding approval	Yes
Marine classification association	
<ul style="list-style-type: none"> • American Bureau of Shipping Europe Ltd. (ABS) • French marine classification society (BV) • Det Norske Veritas (DNV) • Lloyds Register of Shipping (LRS) 	<p>No</p> <p>No</p> <p>Yes</p> <p>Yes</p>
standards, specifications, approvals Environmental Product Declaration	
Environmental Product Declaration	Yes
global warming potential [CO2 eq]	
<ul style="list-style-type: none"> • total • during manufacturing • during operation • after end of life 	<p>754.4 kg</p> <p>15.1 kg</p> <p>738.5 kg</p> <p>0.55 kg</p>
ambient conditions	
ambient temperature	
<ul style="list-style-type: none"> • during operation • during transport • during storage 	<p>0 ... 60 °C; with natural convection</p> <p>-40 ... +85 °C</p> <p>-40 ... +85 °C</p>
environmental category according to IEC 60721	Climate class 3K3, 5 ... 95% no condensation
connection method	
type of electrical connection	screw terminal
<ul style="list-style-type: none"> • at input • at output • for auxiliary contacts 	<p>L, N, PE: 1 screw terminal each for 0.5 ... 2.5 mm² single-core/finely stranded</p> <p>L+, M: 4 screw terminals each for 0.5 ... 2.5 mm²</p> <p>-</p>
mechanical data	
width × height × depth of the enclosure	80 × 125 × 120 mm
installation width × mounting height	80 mm × 205 mm
required spacing	
<ul style="list-style-type: none"> • top • bottom • left • right 	<p>40 mm</p> <p>40 mm</p> <p>0 mm</p> <p>0 mm</p>
fastening method	Can be mounted onto S7 rail
<ul style="list-style-type: none"> • DIN-rail mounting • S7 rail mounting • wall mounting 	<p>No</p> <p>Yes</p> <p>No</p>
housing can be lined up	Yes
net weight	0.8 kg
accessories	
mechanical accessories	Mounting adapter for standard mounting rail (6EP1971-1BA00)
further information internet links	
internet link	
<ul style="list-style-type: none"> • to website: Industry Mall • to web page: selection aid TIA Selection Tool • to website: CAx-Download-Manager • to website: Industry Online Support 	<p>https://mall.industry.siemens.com</p> <p>https://www.siemens.com/tstcloud</p> <p>https://siemens.com/cax</p> <p>https://support.industry.siemens.com</p>
additional information	
other information	Specifications at rated input voltage and ambient temperature +25 °C (unless otherwise specified)
security information	




security information

Siemens provides products and solutions with industrial cybersecurity functions that support the secure operation of plants, systems, machines and networks. In order to protect plants, systems, machines and networks against cyber threats, it is necessary to implement – and continuously maintain – a holistic, state-of-the-art industrial cybersecurity concept. Siemens' products and solutions constitute one element of such a concept. Customers are responsible for preventing unauthorized access to their plants, systems, machines and networks. Such systems, machines and components should only be connected to an enterprise network or the internet if and to the extent such a connection is necessary and only when appropriate security measures (e.g. firewalls and/or network segmentation) are in place. For additional information on industrial cybersecurity measures that may be implemented, please visit www.siemens.com/cybersecurity-industry. Siemens' products and solutions undergo continuous development to make them more secure. Siemens strongly recommends that product updates are applied as soon as they are available and that the latest product versions are used. Use of product versions that are no longer supported, and failure to apply the latest updates may increase customer's exposure to cyber threats. To stay informed about product updates, subscribe to the Siemens Industrial Cybersecurity RSS Feed under <https://www.siemens.com/cert>. (V4.7)

Classifications

	Version	Classification
eClass	14	27-04-07-01
eClass	12	27-04-07-01
eClass	9.1	27-04-07-01
eClass	9	27-04-07-01
eClass	8	27-04-90-02
eClass	7.1	27-04-90-02
eClass	6	27-04-90-02
ETIM	10	EC002540
ETIM	9	EC002540
ETIM	8	EC002540
ETIM	7	EC002540
IDEA	4	4130
UNSPSC	15	39-12-10-04

Approvals Certificates

General Product Approval	Test Certificates	Environment
 	China RoHS Type Test Certificates/Test Report	

last modified:

11/14/2025 

TURLL

YOUR GLOBAL AUTOMATION PARTNER

6ES7307-1KA02-0AA0

OFFICIAL DATASHEET & QUOTATION

- 100% New & Original Factory Sealed
- Global Express Shipping (DHL/FedEx/UPS)
- 12-Month Warranty Protection
- Professional Technical Support

[CHECK STOCK & PRICE](#)



Need Assistance? Scan to Chat on WhatsApp

sales@turl.com | +852 6339 7344