

Siemens
EcoTech



spare part SIMATIC S7-300 CPU319F-3 PN/DP, central processing unit with 2.5 MB work memory, 1st interface MPI/DP 12 Mbps, 2nd interface DP master/slave 3rd interface Ethernet PROFINET, Micro Memory Card required

General information	
Product type designation	CPU 319F-3 PN/DP
HW functional status	01
Firmware version	V3.2
Product function	
<ul style="list-style-type: none"> Isochronous mode 	Yes; Via 2nd PROFIBUS DP or PROFINET interface
Engineering with	
<ul style="list-style-type: none"> Programming package 	STEP 7 V5.5 or higher, Distributed Safety V5.4 SP4
Supply voltage	
Rated value (DC)	24 V
permissible range, lower limit (DC)	19.2 V
permissible range, upper limit (DC)	28.8 V
external protection for power supply lines (recommendation)	2 A min.
Mains buffering	
<ul style="list-style-type: none"> Mains/voltage failure stored energy time 	5 ms
<ul style="list-style-type: none"> Repeat rate, min. 	1 s
Input current	
Current consumption (rated value)	1 250 mA
Current consumption (in no-load operation), typ.	500 mA
Inrush current, typ.	4 A
I^2t	1.2 A ² ·s
Power loss	
Power loss, typ.	14 W
Memory	
Work memory	
<ul style="list-style-type: none"> integrated 	2 560 kbyte
<ul style="list-style-type: none"> expandable 	No
Load memory	
<ul style="list-style-type: none"> Plug-in (MMC) 	Yes
<ul style="list-style-type: none"> Plug-in (MMC), max. 	8 Mbyte
<ul style="list-style-type: none"> Data management on MMC (after last programming), min. 	10 a
Backup	
<ul style="list-style-type: none"> present 	Yes
<ul style="list-style-type: none"> without battery 	Yes
CPU processing times	

for bit operations, typ.	0.004 μ s
for word operations, typ.	0.01 μ s
for fixed point arithmetic, typ.	0.01 μ s
for floating point arithmetic, typ.	0.04 μ s
CPU-blocks	
Number of blocks (total)	4 096; (DBs, FCs, FBs); the maximum number of loadable blocks can be reduced by the MMC used.
DB	
• Number, max.	4 096; Number range: 1 to 16000
• Size, max.	64 kbyte
FB	
• Number, max.	4 096; Number range: 0 to 7999
• Size, max.	64 kbyte
FC	
• Number, max.	4 096; Number range: 0 to 7999
• Size, max.	64 kbyte
OB	
• Size, max.	64 kbyte
• Number of free cycle OBs	1; OB 1
• Number of time alarm OBs	1; OB 10
• Number of delay alarm OBs	2; OB 20, 21
• Number of cyclic interrupt OBs	4; OB 32, 33, 34, 35 (OB 35: smallest settable clock pulse = 500 μ s)
• Number of process alarm OBs	1; OB 40
• Number of DPV1 alarm OBs	3; OB 55, 56, 57
• Number of isochronous mode OBs	1; OB 61
• Number of startup OBs	1; OB 100
• Number of asynchronous error OBs	6; OB 80, 82, 83, 85, 86, 87 (OB83 only for PROFINET IO)
• Number of synchronous error OBs	2; OB 121, 122
Nesting depth	
• per priority class	16
• additional within an error OB	4
Counters, timers and their retentivity	
S7 counter	
• Number	2 048
Retentivity	
— adjustable	Yes
— preset	Z 0 to Z 7
Counting range	
— adjustable	Yes
— lower limit	0
— upper limit	999
IEC counter	
• present	Yes
• Type	SFB
• Number	Unlimited (limited only by RAM capacity)
S7 times	
• Number	2 048
Retentivity	
— adjustable	Yes
— preset	No retentivity
Time range	
— lower limit	10 ms
— upper limit	9 990 s
IEC timer	
• present	Yes
• Type	SFB
• Number	Unlimited (limited only by RAM capacity)
Data areas and their retentivity	
Retentive data area (incl. timers, counters, flags), max.	700 kbyte

Flag	
<ul style="list-style-type: none"> • Size, max. • Retentivity available • Retentivity preset • Number of clock memories 	8 192 byte Yes; From MB 0 to MB 8 191 MB 0 to MB 15 8; 1 memory byte
Data blocks	
<ul style="list-style-type: none"> • Retentivity adjustable • Retentivity preset 	Yes; via non-retain property on DB Yes
Local data	
<ul style="list-style-type: none"> • per priority class, max. 	32 768 byte; Max. 2048 bytes per block
Address area	
I/O address area	
<ul style="list-style-type: none"> • Inputs • Outputs 	8 192 byte 8 192 byte
of which distributed	
<ul style="list-style-type: none"> — Inputs — Outputs 	8 192 byte 8 192 byte
Process image	
<ul style="list-style-type: none"> • Inputs • Outputs • Inputs, adjustable • Outputs, adjustable • Inputs, default • Outputs, default 	8 192 byte 8 192 byte 8 192 byte 8 192 byte 1 024 byte 1 024 byte
Subprocess images	
<ul style="list-style-type: none"> • Number of subprocess images, max. 	1; With PROFINET IO, the length of the user data is limited to 1600 bytes
Digital channels	
<ul style="list-style-type: none"> • Inputs <ul style="list-style-type: none"> — of which central • Outputs <ul style="list-style-type: none"> — of which central 	65 536 1 024 65 536 1 024
Analog channels	
<ul style="list-style-type: none"> • Inputs <ul style="list-style-type: none"> — of which central • Outputs <ul style="list-style-type: none"> — of which central 	4 096 256 4 096 256
Hardware configuration	
Number of DP masters	
<ul style="list-style-type: none"> • integrated • via CP 	2 4
Number of operable FMs and CPs (recommended)	
<ul style="list-style-type: none"> • FM • CP, PtP • CP, LAN 	8 8 10
Rack	
<ul style="list-style-type: none"> • Racks, max. • Modules per rack, max. 	4 8
Time of day	
Clock	
<ul style="list-style-type: none"> • Hardware clock (real-time) • retentive and synchronizable • Backup time • Deviation per day, max. • Behavior of the clock following POWER-ON • Behavior of the clock following expiry of backup period 	Yes Yes 6 wk; At 40 °C ambient temperature 10 s; Typ.: 2 s Clock continues running after POWER OFF the clock continues at the time of day it had when power was switched off
Operating hours counter	
<ul style="list-style-type: none"> • Number • Number/Number range • Range of values 	4 0 to 3 0 to 2 ³¹ hours (when using SFC 101)

• Granularity	1 h
• retentive	Yes; Must be restarted at each restart
Clock synchronization	
• supported	Yes
• to MPI, master	Yes
• on MPI, device	Yes
• to DP, master	Yes; With DP slave only slave clock
• on DP, device	Yes
• in AS, master	Yes
• in AS, device	Yes
• on Ethernet via NTP	Yes; As client
Digital inputs	
Number of digital inputs	0
Digital outputs	
Number of digital outputs	0
Analog inputs	
Number of analog inputs	0
Interfaces	
Number of PROFINET interfaces	1
Number of RS 485 interfaces	2
Number of RS 422 interfaces	0
1. Interface	
Interface type	Integrated RS 485 interface
Isolated	Yes
Interface types	
• RS 485	Yes
• Output current of the interface, max.	150 mA
Protocols	
• MPI	Yes
• PROFIBUS DP master	Yes
• PROFIBUS DP device	Yes; A DP slave at both interfaces simultaneously is not possible
• Point-to-point connection	No
MPI	
• Transmission rate, max.	12 Mbit/s
Services	
— PG/OP communication	Yes
— Routing	Yes
— Global data communication	Yes
— S7 basic communication	Yes
— S7 communication	Yes
— S7 communication, as client	No; but via CP and loadable FB
— S7 communication, as server	Yes
PROFIBUS DP master	
• Transmission rate, max.	12 Mbit/s
• max. number of DP devices	124
Services	
— PG/OP communication	Yes
— Routing	Yes
— Global data communication	No
— S7 basic communication	Yes; I blocks only
— S7 communication	Yes
— S7 communication, as client	No
— S7 communication, as server	Yes
— Equidistance	Yes
— Isochronous mode	No
— SYNC/FREEZE	Yes
— activation/deactivation of DP devices	Yes
— max. number of DP devices that can be activated/deactivated at the same time	8

— Direct data exchange (slave-to-slave communication)	Yes; as subscriber
— DPV1	Yes
Address area	
— Inputs, max.	8 kbyte
— Outputs, max.	8 kbyte
User data per DP device	
— Inputs, max.	244 byte
— Outputs, max.	244 byte
PROFIBUS DP device	
• Transmission rate, max.	12 Mbit/s
• automatic baud rate search	Yes; only with passive interface
• Address area, max.	32
• User data per address area, max.	32 byte
Services	
— PG/OP communication	Yes
— Routing	Yes; with interface active
— Global data communication	No
— S7 basic communication	No
— S7 communication	Yes
— S7 communication, as client	No
— S7 communication, as server	Yes; Connection configured on one side only
— Direct data exchange (slave-to-slave communication)	Yes
— DPV1	No
Transfer memory	
— Inputs	244 byte
— Outputs	244 byte
2. Interface	
Interface type	Integrated RS 485 interface
Isolated	Yes
Interface types	
• RS 485	Yes
• Output current of the interface, max.	200 mA
Protocols	
• MPI	No
• PROFINET IO Controller	No
• PROFINET IO Device	No
• PROFINET CBA	No
• PROFIBUS DP master	Yes
• PROFIBUS DP device	Yes; A DP slave at both interfaces simultaneously is not possible
• Open IE communication	No
• Web server	No
PROFIBUS DP master	
• Transmission rate, max.	12 Mbit/s
• max. number of DP devices	124
Services	
— PG/OP communication	Yes
— Routing	Yes
— Global data communication	No
— S7 basic communication	Yes; I blocks only
— S7 communication	Yes
— S7 communication, as client	No
— S7 communication, as server	Yes; Connection configured on one side only
— Equidistance	Yes
— Isochronous mode	Yes; OB 61 - isochronous mode is possible either on DP or PROFINET IO (not simultaneously)
— SYNC/FREEZE	Yes
— activation/deactivation of DP devices	Yes
— max. number of DP devices that can be	8

activated/deactivated at the same time	
— Direct data exchange (slave-to-slave communication)	Yes; as subscriber
— DPV1	Yes
Address area	
— Inputs, max.	8 kbyte
— Outputs, max.	8 kbyte
User data per DP device	
— Inputs, max.	244 byte
— Outputs, max.	244 byte
PROFIBUS DP device	
• GSD file	The latest GSD file is available at: http://www.siemens.com/profibus-gsd
• Transmission rate, max.	12 Mbit/s
• automatic baud rate search	Yes; only with passive interface
• Address area, max.	32
• User data per address area, max.	32 byte
Services	
— PG/OP communication	Yes
— Routing	Yes; with interface active
— Global data communication	No
— S7 basic communication	No
— S7 communication	Yes
— S7 communication, as client	No
— S7 communication, as server	Yes; Connection configured on one side only
— Direct data exchange (slave-to-slave communication)	Yes
— DPV1	No
Transfer memory	
— Inputs	244 byte
— Outputs	244 byte
3. Interface	
Interface type	PROFINET
Isolated	Yes
automatic detection of transmission rate	Yes; 10/100 Mbit/s
Autonegotiation	Yes
Autocrossing	Yes
Change of IP address at runtime, supported	Yes
Interface types	
• RJ 45 (Ethernet)	Yes
• Number of ports	2
• integrated switch	Yes
Protocols	
• MPI	No
• PROFINET IO Controller	Yes; Also simultaneously with I-Device functionality
• PROFINET IO Device	Yes; Also simultaneously with IO Controller functionality
• PROFINET CBA	Yes
• PROFIBUS DP master	No
• PROFIBUS DP device	No
• Open IE communication	Yes; Via TCP/IP, ISO on TCP, and UDP
• Web server	Yes
• Media redundancy	Yes
PROFINET IO Controller	
• Transmission rate, max.	100 Mbit/s
Services	
— PG/OP communication	Yes
— Routing	Yes
— S7 communication	Yes; with loadable FBs, max. configurable connections: 16, max. number of instances: 32
— Isochronous mode	Yes; OB 61 - isochronous mode is possible either on DP or PROFINET IO (not simultaneously)

— Shared device	Yes
— Prioritized startup	Yes
— Number of IO devices with prioritized startup, max.	32
— Number of connectable IO Devices, max.	256
— Of which IO devices with IRT, max.	64
— of which in line, max.	64
— Number of IO Devices with IRT and the option "high flexibility"	256
— of which in line, max.	61
— Number of connectable IO Devices for RT, max.	256
— of which in line, max.	256
— Activation/deactivation of IO Devices	Yes
— Number of IO Devices that can be simultaneously activated/deactivated, max.	8
— IO Devices changing during operation (partner ports), supported	Yes
— Number of IO Devices per tool, max.	8
— Device replacement without swap medium	Yes
— Send cycles	250 µs, 500 µs, 1 ms; 2 ms, 4 ms (not in the case of IRT with "high flexibility" option)
— Updating time	250 µs to 512 ms (depending on the operating mode, see Manual "S7-300 CPU 31xC and CPU 31x, technical Data" for more details)
Address area	
— Inputs, max.	8 kbyte
— Outputs, max.	8 kbyte
— User data consistency, max.	1 024 byte
PROFINET IO Device	
Services	
— PG/OP communication	Yes
— Routing	Yes
— S7 communication	Yes; with loadable FBs, max. configurable connections: 16, max. number of instances: 32
— Isochronous mode	No
— IRT	Yes
— PROFlenergy	Yes; With SFB 73 / 74 prepared for loadable PROFlenergy standard FB for I-Device
— Shared device	Yes
— Number of IO Controllers with shared device, max.	2
Transfer memory	
— Inputs, max.	1 440 byte; Per IO Controller with shared device
— Outputs, max.	1 440 byte; Per IO Controller with shared device
Submodules	
— Number, max.	64
— User data per submodule, max.	1 024 byte
PROFINET CBA	
● acyclic transmission	Yes
● cyclic transmission	Yes
Open IE communication	
● Number of connections, max.	32
● Local port numbers used at the system end	0, 20, 21, 23, 25, 80, 102, 135, 161, 443, 8080, 34962, 34963, 34964, 65532, 65533, 65534, 65535
● Keep-alive function, supported	Yes
Protocols	
PROFIsafe	Yes
Redundancy mode	
Media redundancy	
— Switchover time on line break, typ.	200 ms; PROFINET MRP
— Number of stations in the ring, max.	50
Open IE communication	
● TCP/IP	Yes; via integrated PROFINET interface and loadable FBs
— Number of connections, max.	32

— Data length for connection type 01H, max.	1 460 byte
— Data length for connection type 11H, max.	32 768 byte
• ISO-on-TCP (RFC1006)	Yes; via integrated PROFINET interface and loadable FBs
— Number of connections, max.	32
— Data length, max.	32 768 byte
• UDP	Yes; via integrated PROFINET interface and loadable FBs
— Number of connections, max.	32
— Data length, max.	1 472 byte
Web server	
• supported	Yes
• User-defined websites	Yes
• Number of HTTP clients	5
Communication functions	
PG/OP communication	Yes
Data record routing	Yes
Global data communication	
• supported	Yes
• Number of GD loops, max.	8
• Number of GD packets, max.	8
• Number of GD packets, transmitter, max.	8
• Number of GD packets, receiver, max.	8
• Size of GD packets, max.	22 byte
• Size of GD packet (of which consistent), max.	22 byte
S7 basic communication	
• supported	Yes
• User data per job, max.	76 byte
• User data per job (of which consistent), max.	76 byte; 76 bytes (with X_SEND or X_RCV); 64 bytes (with X_PUT or X_GET as server)
S7 communication	
• supported	Yes
• as server	Yes
• as client	Yes; via integrated PROFINET interface and loadable FB or via CP and loadable FB
• User data per job, max.	See online help of STEP 7 (shared parameters of the SFBs/FBs and of the SFCs/FCs of S7 Communication)
S5 compatible communication	
• supported	Yes; via CP and loadable FC
PROFINET CBA (at set setpoint communication load)	
• Setpoint for the CPU communication load	20 %
• Number of remote interconnection partners	32
• number of master/device functions	50
• total of all master/device connections	3 000
• data length of all incoming master/device connections, max.	24 000 byte
• data length of all outgoing master/device connections, max.	24 000 byte
• Number of device-internal and PROFIBUS interconnections	1 000
• Data length of device-internal und PROFIBUS interconnections, max.	8 000 byte
• Data length per connection, max.	1 400 byte
Remote interconnections with cyclic transmission	
— Transmission frequency: Transmission interval, min.	1 ms
— Number of incoming interconnections	300
— Number of outgoing interconnections	300
— Data length of all incoming interconnections, max.	4 800 byte
— Data length of all outgoing interconnections, max.	4 800 byte
— Data length per connection, max.	450 byte
HMI variables via PROFINET (acyclic)	
— Number of stations that can log on for HMI variables (PN OPC/iMap)	3; 2x PN OPC/1x iMap

— HMI variable updating	500 ms
— Number of HMI variables	600
— Data length of all HMI variables, max.	9 600 byte
PROFIBUS proxy functionality	
— supported	Yes
— Number of linked PROFIBUS devices	32
— Data length per connection, max.	240 byte; Slave-dependent
Number of connections	
• overall	32
• usable for PG communication	31
— reserved for PG communication	1
— adjustable for PG communication, min.	1
— adjustable for PG communication, max.	31
• usable for OP communication	31
— reserved for OP communication	1
— adjustable for OP communication, min.	1
— adjustable for OP communication, max.	31
• usable for S7 basic communication	30
— reserved for S7 basic communication	0
— adjustable for S7 basic communication, min.	0
— adjustable for S7 basic communication, max.	30
• usable for S7 communication	16
— reserved for S7 communication	0
— adjustable for S7 communication, min.	0
— adjustable for S7 communication, max.	16
• total number of instances, max.	32
• usable for routing	X1 as MPI: max. 10; X1 as DP master: max. 24; X1 as DP slave (active): max. 14; X2 as DP master: max. 24; X2 as DP slave (active): max. 14; X3 as PROFINET: 48 max.
S7 message functions	
Number of login stations for message functions, max.	32; Depending on the configured connections for PG/OP and S7 basic communication
Process diagnostic messages	Yes
simultaneously active Alarm_S blocks, max.	300
Test commissioning functions	
Status block	Yes; Up to 2 simultaneously
Single step	Yes
Number of breakpoints	4
Status/control	
• Status/control variable	Yes
• Variables	Inputs, outputs, memory bits, DB, times, counters
• Number of variables, max.	30
— of which status variables, max.	30
— of which control variables, max.	14
Forcing	
• Forcing	Yes
• Forcing, variables	Inputs, outputs
• Number of variables, max.	10
Diagnostic buffer	
• present	Yes
• Number of entries, max.	500
— adjustable	No
— of which powerfail-proof	100
• Number of entries readable in RUN, max.	499
— adjustable	Yes; From 10 to 499
— preset	10
Service data	
• can be read out	Yes
Ambient conditions	
Ambient temperature during operation	

- min. 0 °C
- max. 60 °C

Configuration

Configuration software	
• STEP 7	Yes; V5.5 or higher
Programming	
• Command set	see instruction list
• Nesting levels	8
• System functions (SFC)	see instruction list
• System function blocks (SFB)	see instruction list
Programming language	
— LAD	Yes
— FBD	Yes
— STL	Yes
— SCL	Yes
— CFC	Yes
— GRAPH	Yes
— HiGraph®	Yes
Know-how protection	
• User program protection/password protection	Yes
• Block encryption	Yes; With S7 block Privacy

Dimensions

Width	120 mm
Height	125 mm
Depth	130 mm

Weights

Weight, approx.	1 250 g
-----------------	---------

Classifications

	Version	Classification
eClass	14	27-24-22-07
eClass	12	27-24-22-07
eClass	9.1	27-24-22-07
eClass	9	27-24-22-07
eClass	8	27-24-22-07
eClass	7.1	27-24-22-07
eClass	6	27-24-22-07
ETIM	10	EC000236
ETIM	9	EC000236
ETIM	8	EC000236
ETIM	7	EC000236
IDEA	4	3565
UNSPSC	15	32-15-17-05

Approvals / Certificates

General Product Approval











For use in hazardous locations

[Declaration of Con-
formity](#)



[Miscellaneous](#)

Functional Safety		Maritime application			
TUEV	Type Examination Certificate	TUEV			
Maritime application			Environment		
	NK / Nippon Kaiji Kyokai		CCS (China Classification Society)		
Environment	Industrial Communication				
	PROFIsafe				

last modified:

4/7/2025 

TURLL

YOUR GLOBAL AUTOMATION PARTNER

6ES7318-3FL01-0AB0

OFFICIAL DATASHEET & QUOTATION

- 100% New & Original Factory Sealed
- Global Express Shipping (DHL/FedEx/UPS)
- 12-Month Warranty Protection
- Professional Technical Support

[CHECK STOCK & PRICE](#)



Need Assistance? Scan to Chat on WhatsApp

sales@turl.com | +852 6339 7344