

Siemens  
EcoTech



SIMATIC S7-1500 Digital input module, DI 32x24 V DC BA, 32 channels in groups of 16, Input delay typ. 3.2 ms, Input type 3 (IEC 61131); Delivery incl. front connector Push-in

General information	
Product type designation	DI 32x24VDC BA
HW functional status	from FS01
Firmware version	V1.0.0
<ul style="list-style-type: none"> <li>FW update possible</li> </ul>	Yes
Product function	
<ul style="list-style-type: none"> <li>I&amp;M data</li> </ul>	Yes; I&M0 to I&M3
<ul style="list-style-type: none"> <li>Isochronous mode</li> </ul>	No
<ul style="list-style-type: none"> <li>Prioritized startup</li> </ul>	Yes
Engineering with	
<ul style="list-style-type: none"> <li>STEP 7 TIA Portal configurable/integrated from version</li> </ul>	V13 / V13
<ul style="list-style-type: none"> <li>STEP 7 configurable/integrated from version</li> </ul>	V5.5 SP3 / -
<ul style="list-style-type: none"> <li>PROFIBUS from GSD version/GSD revision</li> </ul>	V1.0 / V5.1
<ul style="list-style-type: none"> <li>PROFINET from GSD version/GSD revision</li> </ul>	V2.3 / -
Operating mode	
<ul style="list-style-type: none"> <li>DI</li> </ul>	Yes
<ul style="list-style-type: none"> <li>Counter</li> </ul>	No
<ul style="list-style-type: none"> <li>MSI</li> </ul>	Yes
Supply voltage	
Rated value (DC)	24 V
permissible range, lower limit (DC)	19.2 V
permissible range, upper limit (DC)	28.8 V
Power	
Power consumption from the backplane bus	1.05 W
Power loss	
Power loss, typ.	3 W
Digital inputs	
Number of digital inputs	32
Digital inputs, parameterizable	No
Sourcing/sinking input	P-reading
Input characteristic curve in accordance with IEC 61131, type 3	Yes
Input voltage	
<ul style="list-style-type: none"> <li>Rated value (DC)</li> </ul>	24 V
<ul style="list-style-type: none"> <li>for signal "0"</li> </ul>	-30 to +5 V
<ul style="list-style-type: none"> <li>for signal "1"</li> </ul>	+11 to +30V
Input current	




• for signal "1", typ.	2.7 mA
<b>Input delay (for rated value of input voltage)</b>	
for standard inputs	
— parameterizable	No
— at "0" to "1", min.	3 ms
— at "0" to "1", max.	4 ms
— at "1" to "0", min.	3 ms
— at "1" to "0", max.	4 ms
for interrupt inputs	
— parameterizable	No
for technological functions	
— parameterizable	No
<b>Cable length</b>	
• shielded, max.	1 000 m
• unshielded, max.	600 m
<b>Encoder</b>	
Connectable encoders	
• 2-wire sensor	Yes
— permissible quiescent current (2-wire sensor), max.	1.5 mA
<b>Interrupts/diagnostics/status information</b>	
Diagnostics function	No
<b>Alarms</b>	
• Diagnostic alarm	No
• Hardware interrupt	No
<b>Diagnoses</b>	
• Monitoring the supply voltage	No
• Wire-break	No
• Short-circuit	No
<b>Diagnostics indication LED</b>	
• RUN LED	Yes; green LED
• ERROR LED	Yes; red LED
• Monitoring of the supply voltage (PWR-LED)	No
• Channel status display	Yes; green LED
• for channel diagnostics	No
• for module diagnostics	No
<b>Potential separation</b>	
Potential separation channels	
• between the channels	No
• between the channels, in groups of	16
• between the channels and backplane bus	Yes
• between the channels and the power supply of the electronics	No
<b>Isolation</b>	
Isolation tested with	707 V DC (type test)
<b>Standards, approvals, certificates</b>	
Siemens Eco Profile (SEP)	Siemens EcoTech
Suitable for safety functions	No
<b>Ecological footprint</b>	
• environmental product declaration	Yes
Global warming potential	
— global warming potential, (total) [CO2 eq]	18.9 kg
— global warming potential, (during production) [CO2 eq]	12.1 kg
— global warming potential, (during operation) [CO2 eq]	7.66 kg
— global warming potential, (after end of life cycle) [CO2 eq]	-1.02 kg
<b>Security</b>	
signed firmware update	No
data integrity	No




Ambient conditions	
Ambient temperature during operation	
• horizontal installation, min.	-30 °C; from FS04
• horizontal installation, max.	60 °C
• vertical installation, min.	-30 °C; from FS04
• vertical installation, max.	40 °C
Altitude during operation relating to sea level	
• Installation altitude above sea level, max.	5 000 m; Restrictions for installation altitudes > 2 000 m, see manual
Dimensions	
Width	25 mm
Height	147 mm
Depth	129 mm
Weights	
Weight, approx.	260 g
Other	
Note:	Supplied incl. 40-pole push-in front connectors
Classifications	





	Version	Classification
eClass	14	27-24-22-04
eClass	12	27-24-22-04
eClass	9.1	27-24-22-04
eClass	9	27-24-22-04
eClass	8	27-24-22-04
eClass	7.1	27-24-22-04
eClass	6	27-24-22-04
ETIM	10	EC001419
ETIM	9	EC001419
ETIM	8	EC001419
ETIM	7	EC001419
IDEA	4	3566
UNSPSC	15	32-15-17-05

**Approvals / Certificates**

General Product Approval



[Manufacturer Declaration](#)
[Miscellaneous](#)
[China RoHS](#)


General Product Approval	For use in hazardous locations
 	<a href="#">FM</a>  <a href="#">CCC-Ex</a> <a href="#">FM</a>

For use in hazardous locations	Maritime application
 <a href="#">Type Examination Certificate</a>  <a href="#">Miscellaneous</a>	 

**Maritime application**



[NK / Nippon Kaiji Kyokai](#)



[CCS \(China Classification Society\)](#)

Maritime application

Environment



Siemens  
EcoTech



last modified:

10/23/2025

# TURLL

YOUR GLOBAL AUTOMATION PARTNER

## 6ES7521-1BL10-0AA0

OFFICIAL DATASHEET & QUOTATION

- 100% New & Original Factory Sealed
- Global Express Shipping (DHL/FedEx/UPS)
- 12-Month Warranty Protection
- Professional Technical Support

CHECK STOCK & PRICE



Need Assistance? Scan to Chat on WhatsApp

sales@turl.com | +852 6339 7344