

Siemens
EcoTech



SIMATIC S7-1500, digital output module DQ 16x230 V AC/1 A ST; TRIAC; 16 channels in groups of 2; 2 A per group; Substitute value: Front connector (screw terminals or push-in) to be ordered separately

Figure similar

General information	
Product type designation	DQ 16x230VAC/1A ST (Triac)
HW functional status	from FS01
Firmware version	V1.3.0
<ul style="list-style-type: none"> FW update possible 	Yes
Product function	
<ul style="list-style-type: none"> I&M data 	Yes; I&M0 to I&M3
<ul style="list-style-type: none"> Isochronous mode 	No
<ul style="list-style-type: none"> Prioritized startup 	Yes
Engineering with	
<ul style="list-style-type: none"> STEP 7 TIA Portal configurable/integrated from version 	V13 SP1 / -
<ul style="list-style-type: none"> STEP 7 configurable/integrated from version 	V5.5 SP3 / -
<ul style="list-style-type: none"> PROFIBUS from GSD version/GSD revision 	V1.0 / V5.1
<ul style="list-style-type: none"> PROFINET from GSD version/GSD revision 	V2.3 / -
Operating mode	
<ul style="list-style-type: none"> DQ 	Yes
<ul style="list-style-type: none"> DQ with energy-saving function 	No
<ul style="list-style-type: none"> PWM 	No
<ul style="list-style-type: none"> Oversampling 	No
<ul style="list-style-type: none"> MSO 	Yes
<ul style="list-style-type: none"> Integrated operating cycle counter 	Yes; FW V1.3.0 or higher
Output voltage	
Rated value (AC)	230 V; 120/230 V AC, 50/60 Hz
Power	
Power consumption from the backplane bus	1.2 W
Power loss	
Power loss, typ.	11.1 W
Digital outputs	
Type of digital output	Triac
Number of digital outputs	16
Current-sinking	Yes
Current-sourcing	Yes
Digital outputs, parameterizable	Yes
Short-circuit protection	No
<ul style="list-style-type: none"> built-in fuse 	6.3 A melting fuse, slow-blow

Size of motor starters according to NEMA, max.	4
Switching capacity of the outputs	
• with resistive load, max.	1 A
• on lamp load, max.	50 W
Output voltage	
• for signal "1", min.	L1 (-1.5 V) at maximum output current; L1 (-8.5 V) at minimum output current
Output current	
• for signal "1" rated value	1 A
• for signal "1" permissible range, min.	10 mA
• for signal "1" permissible range, max.	15 A; max. 1 AC cycle
• for signal "0" residual current, max.	2 mA
Output delay with resistive load	
• "0" to "1", max.	1 AC cycle
• "1" to "0", max.	1 AC cycle
Parallel switching of two outputs	
• for logic links	No
• for uprating	No
• for redundant control of a load	Yes
Switching frequency	
• with resistive load, max.	10 Hz
• with inductive load, max.	0.5 Hz
• on lamp load, max.	1 Hz
Total current of the outputs	
• Current per channel, max.	1 A; see additional description in the manual
• Current per group, max.	2 A; see additional description in the manual
• Current per module, max.	10 A; see additional description in the manual
Cable length	
• shielded, max.	1 000 m
• unshielded, max.	600 m
Interrupts/diagnostics/status information	
Diagnostics function	No
Substitute values connectable	Yes
Alarms	
• Diagnostic alarm	No
• Maintenance interrupt	Yes; maintenance alarm for switching cycle counter
Diagnoses	
• Monitoring the supply voltage	No
• Wire-break	No
• Short-circuit	No
Diagnostics indication LED	
• RUN LED	Yes; green LED
• ERROR LED	Yes; red LED
• Monitoring of the supply voltage (PWR-LED)	No
• Channel status display	Yes; green LED
• for channel diagnostics	No
• for module diagnostics	Yes; red LED
Potential separation	
Potential separation channels	
• between the channels	No
• between the channels, in groups of	2
• between the channels and backplane bus	Yes
Permissible potential difference	
between different circuits	250 V AC between the channels and the backplane bus; 500 V AC between the channels
Isolation	
Isolation tested with	3 100 V DC
Standards, approvals, certificates	
Siemens Eco Profile (SEP)	Siemens EcoTech
Suitable for safety functions	No

Ecological footprint	
• environmental product declaration	Yes
Global warming potential	
— global warming potential, (total) [CO2 eq]	43.8 kg
— global warming potential, (during production) [CO2 eq]	9.5 kg
— global warming potential, (during operation) [CO2 eq]	34.5 kg
— global warming potential, (after end of life cycle) [CO2 eq]	-0.231 kg

Security	
signed firmware update	No
data integrity	No

Ambient conditions	
Ambient temperature during operation	
• horizontal installation, min.	-25 °C; from FS04
• horizontal installation, max.	60 °C
• vertical installation, min.	-25 °C; from FS04
• vertical installation, max.	40 °C




Dimensions	
Width	35 mm
Height	147 mm
Depth	129 mm






Weights	
Weight, approx.	310 g

Classifications			
		Version	Classification
	eClass	14	27-24-22-04
	eClass	12	27-24-22-04
	eClass	9.1	27-24-22-04
	eClass	9	27-24-22-04
	eClass	8	27-24-22-04
	eClass	7.1	27-24-22-04
	eClass	6	27-24-22-04
	ETIM	10	EC001419
	ETIM	9	EC001419
	ETIM	8	EC001419
	ETIM	7	EC001419
	IDEA	4	3566
	UNSPSC	15	32-15-17-05

Approvals / Certificates

General Product Approval



[Miscellaneous](#)
[Manufacturer Declaration](#)
[China RoHS](#)


General Product Approval	For use in hazardous locations	Maritime application
  	EM	 

Maritime application



[NK / Nippon Kaiji Kyokai](#)



[CCS \(China Classification Society\)](#)

Maritime application

Environment



Siemens
EcoTech



last modified:

6/8/2025

TURLL

YOUR GLOBAL AUTOMATION PARTNER

6ES7522-5FH00-0AB0

OFFICIAL DATASHEET & QUOTATION

- 100% New & Original Factory Sealed
- Global Express Shipping (DHL/FedEx/UPS)
- 12-Month Warranty Protection
- Professional Technical Support

[CHECK STOCK & PRICE](#)



Need Assistance? Scan to Chat on WhatsApp

sales@turl.com | +852 6339 7344