








Contactor AC 380 V 50 HZ AC3 22 kW 400 V 3 pole, mod. S2 screw terminal

product brand name	SIRIUS
product designation	Power contactor
product type designation	3RT5
<b>General technical data</b>	
size of contactor	S2
product extension auxiliary switch	Yes
power loss [W] for rated value of the current	
• at AC in hot operating state per pole	5 W
• without load current share typical	4.5 W
type of calculation of power loss depending on pole	quadratic
insulation voltage rated value	690 V
degree of pollution	3
surge voltage resistance rated value	6 kV
maximum permissible voltage for protective separation between coil and main contacts according to EN 60947-1	400 V
shock resistance at rectangular impulse	
• at AC	10g / 5 ms, 5g / 10 ms
shock resistance with sine pulse	
• at AC	15g / 5 ms, 8g / 10 ms
mechanical service life (operating cycles)	
• of contactor typical	10 000 000
• of the contactor with added auxiliary switch block typical	10 000 000
Substance Prohibition (Date)	03/01/2017
SVHC substance name	Lead - 7439-92-1
Net Weight	0.85 kg
<b>Ambient conditions</b>	
installation altitude at height above sea level maximum	2 000 m
ambient temperature	
• during operation	-25 ... +60 °C
• during storage	-55 ... +80 °C
<b>Main circuit</b>	
number of poles for main current circuit	3
number of NO contacts for main contacts	3
number of NC contacts for main contacts	0
operating voltage	
• at AC-3 rated value maximum	690 V
• at AC-3e rated value maximum	690 V
operational current	
• at AC-1 up to 690 V	

— at ambient temperature 40 °C rated value	60 A
— at ambient temperature 60 °C rated value	55 A
● at AC-3	
— at 400 V rated value	50 A
— at 690 V rated value	24 A
● at AC-3e	
— at 400 V rated value	50 A
— at 690 V rated value	24 A
<b>connectable conductor cross-section in main circuit at AC-1</b>	
● at 60 °C minimum permissible	16 mm <sup>2</sup>
● at 40 °C minimum permissible	16 mm <sup>2</sup>
<b>operational current for approx. 200000 operating cycles at AC-4</b>	
● at 400 V rated value	24 A
● at 690 V rated value	12.6 A
<b>operating power</b>	
● at AC-1	
— at 230 V at 60 °C rated value	22 kW
— at 400 V at 60 °C rated value	38 kW
— at 690 V at 60 °C rated value	66 kW
● at AC-3	
— at 230 V rated value	15 kW
— at 400 V rated value	22 kW
— at 500 V rated value	30 kW
— at 690 V rated value	22 kW
● at AC-3e	
— at 230 V rated value	15 kW
— at 400 V rated value	22 kW
— at 500 V rated value	30 kW
— at 690 V rated value	22 kW
<b>operating power for approx. 200000 operating cycles at AC-4</b>	
● at 400 V rated value	12.6 kW
● at 690 V rated value	11.4 kW
<b>no-load switching frequency</b>	
● at AC	5 000 1/h
<b>operating frequency</b>	
● at AC-1 maximum	1 000 1/h
● at AC-3 maximum	800 1/h
● at AC-3e maximum	800 1/h
● at AC-4 maximum	300 1/h
<b>Control circuit/ Control</b>	
<b>type of voltage of the control supply voltage</b>	AC
<b>control supply voltage at AC</b>	
● at 50 Hz rated value	380 V
<b>operating range factor control supply voltage rated value of magnet coil at AC</b>	
● at 50 Hz	0.8 ... 1.1
<b>apparent pick-up power of magnet coil at AC</b>	
● at 50 Hz	145 VA
<b>inductive power factor with closing power of the coil</b>	
● at 50 Hz	0.79
<b>apparent holding power of magnet coil at AC</b>	
● at 50 Hz	12.5 VA
<b>inductive power factor with the holding power of the coil</b>	
● at 50 Hz	0.36
<b>Auxiliary circuit</b>	
number of NC contacts for auxiliary contacts instantaneous contact	0

number of NO contacts for auxiliary contacts instantaneous contact	0				
operational current at AC-12 maximum	10 A				
<b>operational current at AC-15</b>					
• at 230 V rated value	6 A				
• at 400 V rated value	3 A				
<b>operational current at DC-12</b>					
• at 110 V rated value	3 A				
• at 220 V rated value	1 A				
<b>operational current at DC-13</b>					
• at 24 V rated value	6 A				
• at 110 V rated value	1 A				
• at 220 V rated value	0.3 A				
<b>contact reliability of auxiliary contacts</b>	1 faulty switching per 100 million (17 V, 1 mA)				
<b>UL/CSA ratings</b>					
yielded mechanical performance [hp] for 3-phase AC motor at 460/480 V rated value	40 hp				
<b>Short-circuit protection</b>					
<b>design of the fuse link</b>					
• for short-circuit protection of the main circuit					
— with type of coordination 1 required	fuse gL/gG: 160 A				
— with type of coordination 2 required	fuse gL/gG: 80 A				
• for short-circuit protection of the auxiliary switch required	fuse gL/gG: 10 A				
<b>Installation/ mounting/ dimensions</b>					
<b>mounting position</b>	+/-180° rotation possible on vertical mounting surface; can be tilted forward and backward by +/- 22.5° on vertical mounting surface				
fastening method side-by-side mounting	Yes				
<b>fastening method</b>	screw and snap-on mounting onto 35 mm DIN rail according to DIN EN 50022				
<b>height</b>	112 mm				
<b>width</b>	55 mm				
<b>depth</b>	115 mm				
<b>Connections/ Terminals</b>					
<b>type of electrical connection</b>					
• for main current circuit	screw-type terminals				
• for auxiliary and control circuit	screw-type terminals				
type of connectable conductor cross-sections for main contacts					
• solid or stranded	2x (0.75 ... 16 mm <sup>2</sup> )				
• finely stranded with core end processing	2x (0.75 ... 16 mm <sup>2</sup> )				
• finely stranded without core end processing	2x (0.75 ... 16 mm <sup>2</sup> )				
<b>type of connectable conductor cross-sections</b>					
• for auxiliary contacts					
— finely stranded with core end processing	2x (0.5 ... 1.5 mm <sup>2</sup> ), 2x (0.75 ... 2.5 mm <sup>2</sup> )				
• for AWG cables for auxiliary contacts	2x (20 ... 16), 2x (18 ... 14), 1x 12				
<b>Safety related data</b>					
product function mirror contact according to IEC 60947-4-1	Yes				
<b>Electrical Safety</b>					
<b>protection class IP on the front according to IEC 60529</b>	IP20				
<b>touch protection on the front according to IEC 60529</b>	finger-safe, for vertical contact from the front				
<b>Approvals Certificates</b>					
<b>General Product Approval</b>	EMV				
		<a href="#">Confirmation</a>			
CCC	EG-Konf.		UL		RCM
<b>Maritime application</b>	<b>other</b>			<b>Environment</b>	

[CCS \(China Classification Society\)](#)



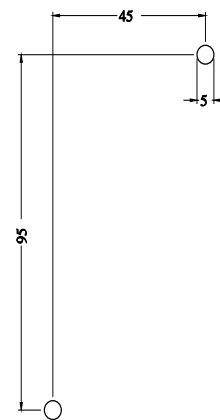
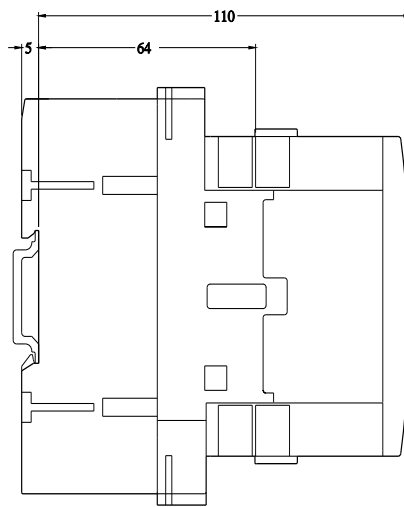
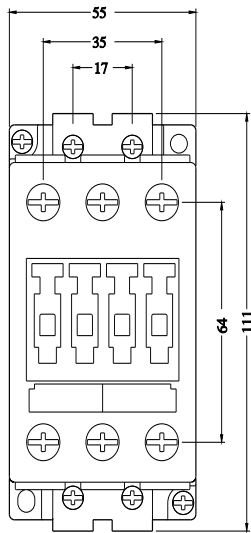
[Confirmation](#)

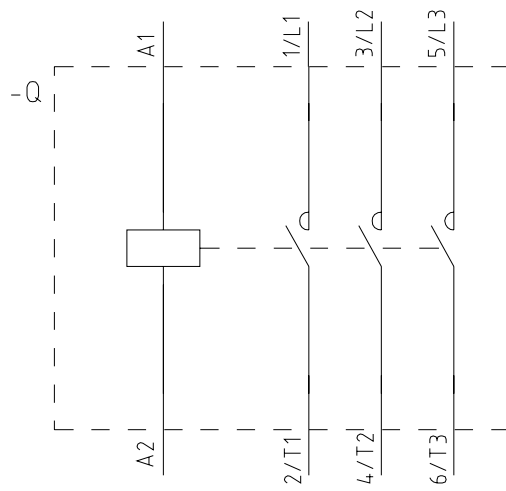
[Confirmation](#)

[Environmental Confirmations](#)


Further information

**Service&Support (Manuals, Certificates, Characteristics, FAQs,...)**  
<https://support.industry.siemens.com/cs/products?pnid=16027&lc=en-CN>





last modified:

4/3/2025 

# TURLL

YOUR GLOBAL AUTOMATION PARTNER

## 3RT5036-1AQ00

OFFICIAL DATASHEET & QUOTATION

- 100% New & Original Factory Sealed
- Global Express Shipping (DHL/FedEx/UPS)
- 12-Month Warranty Protection
- Professional Technical Support

[CHECK STOCK & PRICE](#)



Need Assistance? Scan to Chat on WhatsApp

[sales@turl.com](mailto:sales@turl.com) | +852 6339 7344